



AirPlay Quick Start Guide

Wireless Projection

Staff & Faculty will now be able to access AirPlay Mirroring found in classrooms and labs across the College of the Mainland campus. This feature will provide the capability to display your Apple compatible device wirelessly onto the projector or HDTV.

James Thompson, CIO
April 2013

AirPlay Mirroring Quick Start Guide

System Overview

Staff and Faculty will now be able to access AirPlay Mirroring found in classrooms and labs across the College of the Mainland campus. This feature will provide the option to wirelessly display your iPhone, iPad or other compatible device (see compatibility requirements) onto the projector in classrooms and labs.

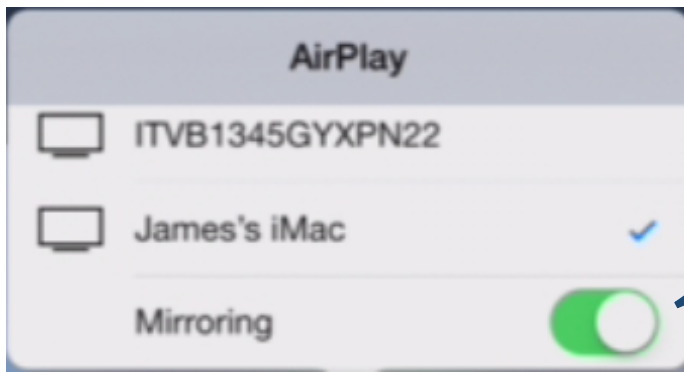
Getting Started

- Connect your iOS device to **COM-Private** wireless network.
- On your iOS device, swipe up from the bottom of your screen to access Control Center.
- Tap AirPlay.



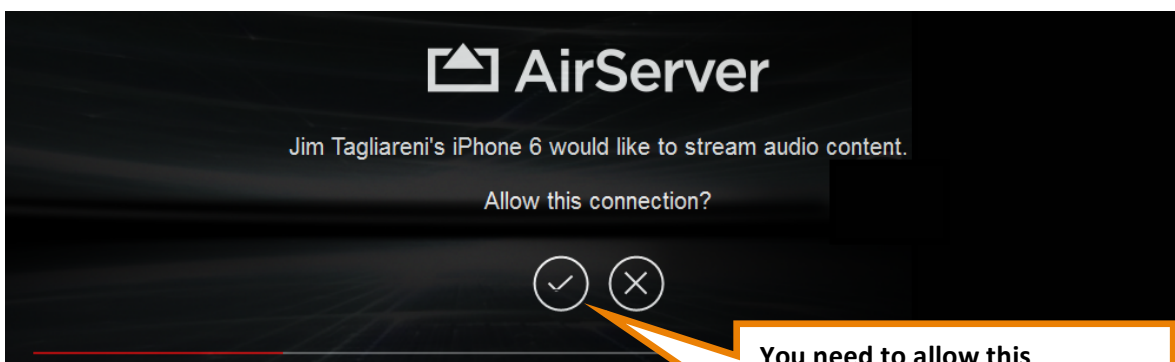
- Tap the name of the computer you want to stream content to. On iPad, you might need to scroll to see all of the available devices in the device list.





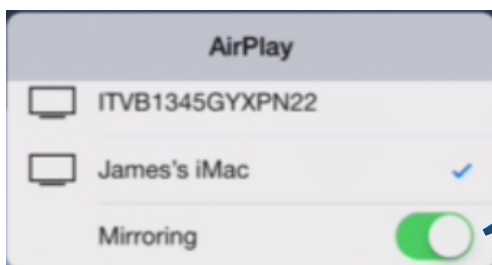
Turn Mirroring on to connect your device to the selected computer

- After turning Mirroring on you will be prompted on the computer to accept the connection.



You need to allow this connection for your device to appear on the projected screen or TV.

- Shortly, after you allow the connection, your iPad or iPhone screen will be displayed onto the projector screen.
- Finally, when you have finished using AirPlay Mirroring, simply turn mirroring off or select "iPad" or "iPhone" found at the top of the airplay list.



Turn Mirroring off to disconnect your device

Please do not leave AirPlay Mirroring on after you are done as it may prevent others from being able to use AirPlay Mirroring in that room.

AirPlay Mirroring Requirements

Apple Devices:

To use AirPlay, you need one of these devices:

- iPhone 4 or later; 4s or later for AirPlay Mirroring
- iPad or iPad mini; iPad 2 or later for AirPlay Mirroring
- iPod touch (4th generation or later); iPod touch (5th generation or later) for AirPlay Mirroring

Android Devices:

To use AirPlay, you need a current Android device and you must download the following app from the Google Play Store:

- Apple TV Media

<https://play.google.com/store/apps/details?id=com.zappotvapple&hl=en>

Your iDevice must also be connected to the “COM-Private” wireless network to use AirPlay Mirroring.

Additional Support

Please email the helpdesk at helpdesk@com.edu for further assistance with AirPlay Mirroring. Information Technology Services appreciates your feedback. Please let us know how we can improve our service to you.