

COLLEGE OF THE MAINLAND

**ANNUAL FINANCIAL AND
COMPLIANCE REPORT**

**Years Ended August 31, 2015 and 2014
with Independent Auditor's Report**

COLLEGE OF THE MAINLAND
TABLE OF CONTENTS

	<u>Page</u>
Organizational Data	1
Independent Auditor’s Report	3
Management's Discussion and Analysis	7
Basic Financial Statements	
Exhibit 1 Statement of Net Position	16
Discretely Presented Component Unit Statements of Financial Position	17
Exhibit 2 Statement of Revenues, Expenses, and Changes in Net Position	18
Discretely Presented Component Unit Statements of Activities and Changes in Net Assets	19
Exhibit 3 Statement of Cash Flows	20
Discretely Presented Component Unit Statements of Cash Flows	21
Notes to the Basic Financial Statements	22
Required Supplementary Information (RSI) Schedules	
Schedule of the College’s Proportionate Share of the Net Pension Liability	54
Schedule of the District Contributions	55
Notes to Required Supplementary Information - Pension	56
Supplemental Schedules	
Schedule A Schedule of Operating Revenues	58
Schedule B Schedule of Operating Expenses by Object	59
Schedule C Schedule of Non-Operating Revenues and Expenses	60
Schedule D Schedule of Net Position by Source and Availability	61
Overall Compliance, Internal Controls and Federal and State Awards Section	
Report on Internal Control over Financial Reporting and on Compliance and Other Matters Based on an Audit of Financial Statements Performed in Accordance with <i>Government Auditing Standards</i>	65
Report on Compliance for Each Major Program and on Internal Control over Compliance Required by <i>OMB Circular A-133</i> and <i>State of Texas Single Audit Circular</i>	67
Schedule of Findings and Questioned Costs	69
Schedule E Schedule of Expenditures of Federal Awards	71
Notes to Schedule of Expenditures of Federal Awards	73
Schedule F Schedule of Expenditures of State Awards	74
Notes to Schedule of Expenditures of State Awards	75

COLLEGE OF THE MAINLAND

ORGANIZATIONAL DATA

For the Fiscal Year Ended August 31, 2015

BOARD OF TRUSTEES

OFFICERS AND MEMBERS

			Term Expires May 31,
Wayne H. Miles	Chairperson	League City, Texas	2017
Rachel Delgado	Vice-Chairperson	Texas City, Texas	2019
Rosalie R. Kettler	Secretary	Dickinson, Texas	2019
Kyle Dickson	Member	Texas City, Texas	2021
Bennie Matthews	Member	La Marque, Texas	2019
Roney G. McCrary	Member	Santa Fe, Texas	2017
Alan Waters	Member	La Marque, Texas	2021

PRINCIPAL ADMINISTRATIVE OFFICERS

Dr. Beth Lewis	President
Pamela Ann Millsap, Ph. D.	Vice President for Instruction
Vicki Stanfield, Ed. D.	Vice President for Student Services
Mary Ann Amelang.	Vice President for Institutional Advancement and Executive Director of Foundation
Clen Burton, PhD, CPA	Vice President for Fiscal Affairs
Trudy Trochesset	Controller

(This page intentionally left blank.)

INDEPENDENT AUDITOR'S REPORT

Board of Trustees
College of the Mainland
Texas City, Texas

We have audited the accompanying financial statements of the business-type activities and discretely presented component unit of College of the Mainland (the "College") as of and for the year ended August 31, 2015 and the related notes to the financial statements, which collectively comprise the College's basic financial statements as listed in the table of contents.

Management's Responsibility for the Financial Statements

Management is responsible for the preparation and fair presentation of these financial statements in accordance with accounting principles generally accepted in the United States of America; this includes the design, implementation, and maintenance of internal control relevant to the preparation and fair presentation of financial statements that are free from material misstatement, whether due to fraud or error.

Auditor's Responsibility

Our responsibility is to express opinions on these financial statements based on our audit. We conducted our audit in accordance with auditing standards generally accepted in the United States of America and the standards applicable to financial audits contained in *Government Auditing Standards*, issued by the Comptroller General of the United States. Those standards require that we plan and perform the audit to obtain reasonable assurance whether the financial statements are free from material misstatement. The College of the Mainland Foundation, the discretely presented component unit, was not audited in accordance with *Government Auditing Standards*.

An audit involves performing procedures to obtain audit evidence about the amounts and disclosures in the financial statements. The procedures selected depend on the auditor's judgment, including the assessment of the risks of material misstatement of the financial statements, whether due to fraud or error. In making those risk assessments, the auditor considers internal control relevant to the entity's preparation and fair presentation of the financial statements in order to design audit procedures that are appropriate in the circumstances, but not for the purpose of expressing an opinion on the effectiveness of the entity's internal control. Accordingly, we express no such opinion. An audit also includes evaluating the appropriateness of accounting policies used and the reasonableness of significant accounting estimates made by management, as well as evaluating the overall presentation of the financial statements.

We believe that the audit evidence we have obtained is sufficient and appropriate to provide a basis for our audit opinion.

Opinions

In our opinion, the financial statements referred to above present fairly, in all material respects, the respective financial position of the business-type activities and the discretely presented component unit of College of the Mainland as of August 31, 2015, and the respective changes in financial position and, cash flows thereof for the year then ended in accordance with accounting principles generally accepted in the United States of America.

Report on Summarized Comparative Information

We have previously audited the College of the Mainland's 2014 financial statements, and our report dated December 12, 2014, expressed an unmodified opinion on those audited financial statements. In our opinion, the summarized comparative information presented herein as of and for the year ended August 31, 2015, is consistent, in all material respects, with the audited financial statements from which it was derived.

Emphasis of Matter

As discussed in Note 2 and Note 21 to the financial statements, the College adopted the provisions of GASB Statement No. 68, *Accounting and Financial Reporting for Pensions – an amendment of GASB Statement No. 27*, and GASB Statement No. 71, *Pension Transition for Contributions Made Subsequent to the Measurement Date – an amendment of GASB Statement No. 68*, as of August 31, 2015. Our opinion is not modified with respect to this matter.

Other Matters

Required Supplementary Information

Accounting principles generally accepted in the United States of America require that the management's discussion and analysis and pension information on pages 7 through 14 and 54 through 56 be presented to supplement the basic financial statements. Such information, although not a part of the basic financial statements, is required by the Governmental Accounting Standards Board, who considers it to be an essential part of financial reporting for placing the basic financial statements in an appropriate operational, economic, or historical context. We have applied certain limited procedures to the required supplementary information in accordance with auditing standards generally accepted in the United States of America, which consisted of inquiries of management about the methods of preparing the information and comparing the information for consistency with management's responses to our inquiries, the basic financial statements, and other knowledge we obtained during our audit of the basic financial statements. We do not express an opinion or provide any assurance on the information because the limited procedures do not provide us with sufficient evidence to express an opinion or provide any assurance.

Other Information

Our audit was conducted for the purpose of forming an opinion on the financial statements that collectively comprise the College's basic financial statements. The Supplemental Schedules A through D as required by the Texas Higher Education Coordinating Board's (THECB) *Budget Requirements and Annual Financial Reporting Requirements for Texas Public Community and Junior Colleges* are presented for purposes of additional analysis and are not a required part of the basic financial statements. The Schedule of Expenditures of Federal Awards, as required by Office of Management and Budget Circular A-133, *Audits of States, Local Governments, and Non-Profit Organizations*, the Schedule of Expenditures of State Awards as required by the State of Texas Single Audit Circular contained in the Governor's Office of Budget and Planning *Uniform Grant Management Standards*, as listed in the table of contents, are also presented for additional analysis and are not a required part of the basic financial statements.

The Supplemental Schedules A through D, the schedule of expenditures of federal awards, and schedule of expenditures of state awards, as listed in the table of contents are the responsibility of management and were derived from and relate directly to the underlying accounting and other records used to prepare the basic financial statements. Such information has been subjected to the auditing procedures applied in the audit of the basic financial statements and certain additional procedures, including comparing and reconciling such information directly to the underlying accounting and other records used to prepare the basic financial statements or to the basic financial statements themselves, and other additional procedures in accordance with auditing standards generally accepted in the United States of America. In our opinion, the Supplemental Schedules A through D, the schedule of expenditures of federal awards, and schedule of

Board of Trustees
College of the Mainland

expenditures of state awards are fairly stated, in all material respects, in relation to the basic financial statements as a whole.

Other Reporting Required by Government Auditing Standards

In accordance with *Government Auditing Standards*, we have also issued our report dated December 8, 2015 on our consideration of the College's internal control over financial reporting and on our tests of its compliance with certain provisions of laws, regulations, contracts, and grant agreements and other matters. The purpose of that report is to describe the scope of our testing of internal control over financial reporting and compliance and the results of that testing, and not to provide an opinion on internal control over financial reporting or on compliance. That report is an integral part of an audit performed in accordance with *Government Auditing Standards* in considering the College's internal control over financial reporting and compliance.

The financial statements of the College of the Mainland Foundation were not audited in accordance with Government Auditing Standards.

A handwritten signature in black ink that reads "Whitley Penn LLP". The signature is written in a cursive, flowing style.

Texas City, Texas
December 8, 2015

(This page intentionally left blank.)

MANAGEMENT'S DISCUSSION AND ANALYSIS

(This page intentionally left blank.)

COLLEGE OF THE MAINLAND
MANAGEMENT'S DISCUSSION AND ANALYSIS

In June 1999, the Governmental Accounting Standards Board ("GASB") released Statement No. 34, "Basic Financial Statements and Management Discussion and Analysis for State and Local Governments," which established a new reporting format for annual financial statements. In November 1999, GASB released Statement No. 35, "Basic Financial Statements and Management's Discussion and Analysis for Public Colleges and Universities," which applies the new reporting standards to public colleges and universities. College of the Mainland (the "College") is a local government entity and falls under GASB Standards for accounting and financial reporting. The College also falls under the financial reporting standards of the Texas Higher Education Coordinating Board (the "Coordinating Board"), and as directed by GASB 34, the Coordinating Board implemented the new accounting standards for fiscal year 2002.

The following analysis provides an overview of the College's financial activities for fiscal year 2015. The purpose of this overview is to present an "objective and easily readable analysis of the financial activities based on currently known facts, decisions, or conditions." The analysis conforms to topics covered in GASB Statement 34, paragraph 4, and reflects transactions, events, legislation and conditions that are presented in the College's financial report.

The College is a comprehensive public community college funded primarily through state appropriations, tuition and fees, taxes, and grant income. The College district is coterminous with the boundaries of five school districts; Dickinson ISD, Hitchcock ISD, La Marque ISD, Santa Fe ISD, and Texas City ISD. It has a service area that covers the whole of mainland Galveston County, Texas. The College employs approximately 316 full time staff and several hundred part-time staff and student workers.

Three financial statements are required to be presented under the new GASB requirements and they are: the Statement of Net Position; the Statement of Revenues, Expenses and Changes in Net Position; and the Statement of Cash Flows. Management's discussion will address all three (3).

The Statement of Net Position

The statement of net position represents the financial position of the College and presents all assets, deferred outflows/inflows of resources and liabilities using the accrual basis of accounting. During 2015, total assets decreased by \$0.2 million. Cash and cash equivalents decreased by \$0.7 million, while capital assets increased by \$0.5 million.

Current liabilities decreased by \$0.3 million, which was primarily due a decrease in the current portion of the retirement incentive of approximately \$0.4 million and an increase in accounts payable of approximately \$0.2 million. In 2014, current liabilities decreased by \$0.4 million, which was primarily due to the final payments for both the tax refund payable and bonds payable.

In 2015, noncurrent liabilities increased by \$5.4 million, primarily due to the TRS net pension liability of \$5.9 million that was required to be recorded in the College's financial statements for the first time. The retirement incentive package decreased by \$0.6 million.

In 2014, noncurrent liabilities increased by \$0.4 million due to several factors. The College offered another retirement incentive package in the amount of \$1.5 million the College also made payments for its 2010, 2011 and 2013 incentive packages in the amount of \$0.8 million.

COLLEGE OF THE MAINLAND
MANAGEMENT'S DISCUSSION AND ANALYSIS (continued)

Summary data for the Statement of Net Position is provided in the table below for fiscal years 2015, 2014, and 2013.

	2015	2014	2013
Current assets	\$ 20,864,737	\$ 17,975,787	\$ 19,510,857
Capital assets (net)	12,422,988	11,887,586	12,058,979
Other non-current assets	3,008,445	6,649,013	5,196,818
Total Assets	<u>36,296,170</u>	<u>36,512,386</u>	<u>36,766,654</u>
Deferred Outflows of Resources	<u>1,030,149</u>	<u>-</u>	<u>-</u>
Current liabilities	6,752,142	7,017,127	7,377,945
Non-current liabilities	7,436,211	2,040,541	1,614,763
Total Liabilities	<u>14,188,353</u>	<u>9,057,668</u>	<u>8,992,708</u>
Deferred Inflows of Resources	<u>1,819,432</u>	<u>-</u>	<u>-</u>
Net investment in capital assets	12,422,988	11,887,586	12,058,979
Restricted net position	2,350,361	5,581,096	4,407,339
Unrestricted net position	6,545,185	9,986,036	11,307,628
Total net position	<u>\$ 21,318,534</u>	<u>\$ 27,454,718</u>	<u>\$ 27,773,946</u>

Capital Assets and Long-Term Debt

The College's capital assets increased by \$0.5 million. The College's capital asset additions totaled \$1.8 million, while the accumulated depreciation increased by \$1.3 million. Details about the College's capital assets can be found on pages 30 and 31.

In 2014, the College made its final payments for its bonds payable in the amounts of \$295,000. Compensated absences payable and the retirement incentive payable decreased by a total of \$0.9 million. Additional details about the College's long-term debt can be found on page 32.

Statement of Revenues, Expenses, and Changes in Net Position

This statement represents the operating activity of the College, which results from revenue, expenses, gains and losses during the year. In 2015, operating revenue increased by \$0.5 million. This was primarily due to the increase in state grants and contracts and private grants of \$0.7 million.

Operating Revenue

The increase of \$0.7 million in state grants and contracts and private grants was offset by a decrease in Auxiliary enterprises, federal grants and contracts and tuition and fees of approximately \$0.2 million. Tuition and fees are discounted or reduced for Title IV federal grant remissions. Tuition and fee revenue was \$3.9 million for 2015 and \$4.0 million for the prior year. If discounting is removed the tuition and fee revenue for 2015 was \$7.9 million and \$8.5 million for 2014 for a decrease of \$0.6 million.

Federal grants and contract revenue decreased by \$0.4 million. The primary decrease was seen in the Student Financial Aid cluster of approximately \$0.3 million, while Adult Education decreased by approximately \$0.2 million compared to the prior year.

Enrollment decreased primarily due to in-district student counts when comparing Fall 2014 and Fall 2013 figures.

COLLEGE OF THE MAINLAND
MANAGEMENT'S DISCUSSION AND ANALYSIS (continued)

Operating Expenses

Operating expenses decreased by \$1.2 million when compared to the prior year. Instructional and operation and maintenance of plant functional expenses decreased by \$0.8 million and \$1.2 million, respectively. Academic support increased by \$1.0 million and scholarships and fellowships increased by \$0.3 million.

Instruction-related costs decreased primarily in salaries and benefits. Recall that Operation and Maintenance of plant had increased by approximately \$1 million in 2014 over fiscal year 2013 and so the expenses have normalized in fiscal year 2015.

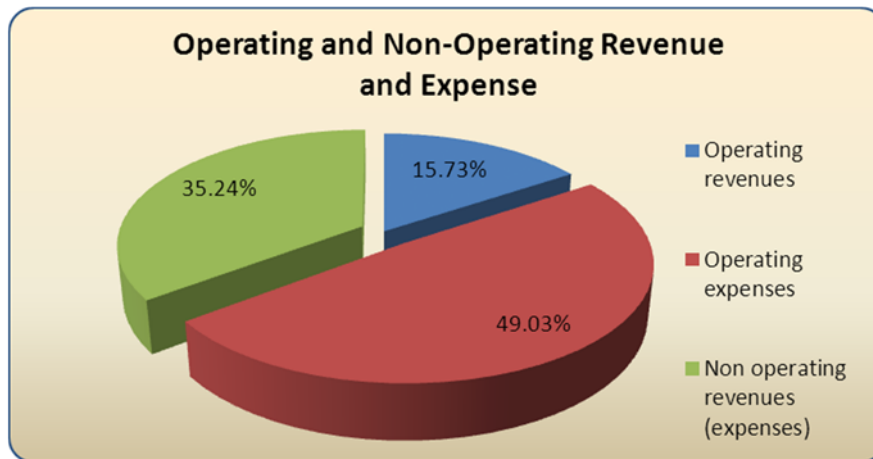
Non-Operating Revenues (Expenses)

Non-operating revenues (expenses) decreased by \$0.8 million primarily due to the decrease in Pell grant revenue and property tax revenue.

Please see below for the actual revenue and expense figures for fiscal year ending 2015, 2014, and 2013.

	2015	2014	2013
Operating revenues	\$ 8,443,881	\$ 7,909,128	\$ 8,838,809
Operating expenses	(41,092,514)	(42,320,540)	(42,564,596)
Net operating income (loss)	(32,648,633)	(34,411,412)	(33,725,787)
Non-operating revenues (expenses)	33,251,266	34,092,184	34,712,154
Total increase (decrease) in net position	<u>\$ 602,633</u>	<u>\$ (319,228)</u>	<u>\$ 986,367</u>

The table data above is graphically depicted below for 2015.

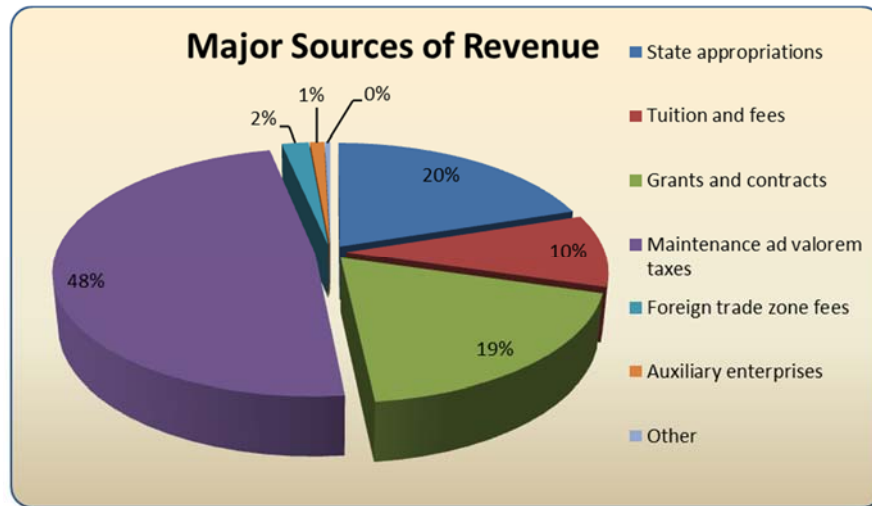


COLLEGE OF THE MAINLAND
MANAGEMENT'S DISCUSSION AND ANALYSIS (continued)

The College's combined operating and non-operating revenues by major source for fiscal years 2015, 2014 and 2013 are shown in the table below.

	2015	2014	2013
State appropriations	\$ 8,489,226	\$ 8,398,200	\$ 8,155,461
Tuition and fees (net of discounts)	3,996,658	4,013,377	3,139,106
Grants and contracts	8,199,442	7,880,835	9,725,970
Maintenance ad valorem taxes	19,989,908	20,303,526	21,031,347
Foreign trade zone fees	483,970	817,414	717,198
Auxiliary enterprises	360,940	429,122	483,065
Other	179,244	166,694	318,894
Total	\$ 41,699,388	\$ 42,009,168	\$ 43,571,041

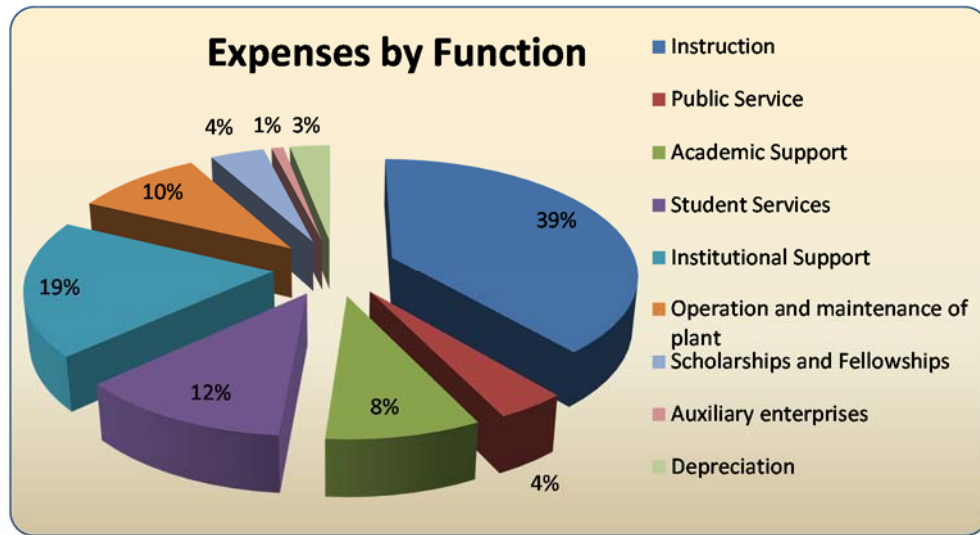
The table data for operating and non-operating for 2015 is shown graphically below.



Operating expenses are reported in the financial statement by functional classification and are presented below in the table for fiscal 2015, 2014, and 2013.

	2015	2014	2013
Instruction	\$ 15,281,054	\$ 16,356,186	\$ 16,511,927
Public Service	1,288,767	1,343,098	1,651,995
Academic Support	5,650,283	4,713,235	3,664,690
Student Services	3,749,716	3,847,892	5,092,799
Institutional Support	7,328,549	7,225,747	8,047,474
Operation and maintenance of plant	3,869,654	5,147,893	4,155,232
Scholarships and Fellowships	2,277,298	1,930,859	1,755,139
Auxiliary enterprises	354,602	409,251	386,759
Depreciation	1,292,591	1,346,379	1,298,581
Total operating expenses	\$ 41,092,514	\$ 42,320,540	\$ 42,564,596

Please the graphical depiction for the table data above for fiscal year 2015.



Statement of Cash Flows

Cash flows from operating activities indicate the College spent \$0.2 million less than the prior year. There were less payments incurred for compensated absences and the retirement incentive. In addition, receipts from grants and contracts increased.

Cash flows from noncapital financing for 2015 decreased by \$0.9 million compared to 2014. Property tax and foreign trade zone receipts decreased by \$0.4 million and \$0.3 million, respectively. Pell revenue also decreased by approximately \$0.2 million.

Conclusion

The future looks solid for College of the Mainland. There was a 5% increase in number of degrees and certificates awarded for 2014-15 Academic Year. The Dual Credit program had a 9% increase in the number of students taking classes, for a total of 1,102 enrolled for fall 2015. These accomplishments help with enrollment and thus the financial stability of the college.

The Division of Instruction at College of the Mainland has reorganized in ways that will support the College's pathways initiative. We are working to streamline the student's pathway to an award, certificate, or degree by shortening developmental course sequences, offering multiple math pathways, and building bridges among continuing education, developmental education, and credit coursework. In addition, dual credit enrollments in academic pathways have expanded significantly, and we are poised to grow workforce enrollments among high school students by offering nine different programs to these students as of Fall 2016.

Student Services is seeing enrollment gains through increased collaboration with Instruction and Marketing, embedding College Connections advisors at the high schools to assist students in the transition to college, and integrating new technology tools to improve student financial aid communications and degree planning. The implementation is underway of a five-year federal Title V Hispanic Serving Institution award of \$2.6 million. This capacity-building grant will create a clear pathway to student success by removing barriers for students upon entry through completion.

COLLEGE OF THE MAINLAND
MANAGEMENT'S DISCUSSION AND ANALYSIS (continued)

Fiscally the College is in great shape as evidenced by consistent tuition and ad valorem revenues, as well as, stable cash balances. An area of concern is the loss of about \$500,000 in state appropriations. We are hopeful the state legislature will correct this reduced funding during the next legislative session.

The College's administration reengineered the payroll process to eliminate advanced payments and paper timesheets. This improvement in the payroll process will ease the burden of processing payroll and will aid in audit and budget procedures.

The College does have aging facilities in need of repair and upgrade. The College has contracted with an architectural firm to create a master plan. This master plan will prioritize the issues the College's administration needs to address.

Information Technology (IT) has made substantial progress this year. IT has enhanced its switched network infrastructure, desktop infrastructure, wireless infrastructure and increased security by mitigating risk through the development of IT policies and best practices, ongoing risk assessments and compliance tasks. IT strives to balance confidentiality, integrity and availability in support of academic learning.

The financial report is designed to provide citizens, taxpayers, customers, investors and creditors with a general overview of the College's finances and to demonstrate the College's accountability for the money it receives. If you have questions about this report or need additional financial information, contact the Vice President for Fiscal Affairs at College of the Mainland, 1200 Amburn Road, Texas City, Texas 77591.

BASIC FINANCIAL STATEMENTS

COLLEGE OF THE MAINLAND
STATEMENT OF NET POSITION
August 31, 2015 and August 31, 2014

Exhibit 1

	<u>2015</u>	<u>2014</u>
Assets		
Current assets:		
Cash and cash equivalents	\$ 16,824,391	\$ 13,905,059
Accounts receivable (net)	3,574,394	3,542,956
Due from others	6,461	-
Prepaid expenses	459,491	527,772
Total current assets	<u>20,864,737</u>	<u>17,975,787</u>
Noncurrent assets:		
Restricted cash and cash equivalents	2,973,849	6,612,703
Loans receivable (net)	34,596	36,310
Capital assets (net), (see notes)	12,422,988	11,887,586
Total noncurrent assets	<u>15,431,433</u>	<u>18,536,599</u>
Total Assets	<u>36,296,170</u>	<u>36,512,386</u>
Deferred Outflows of Resources		
Deferred outflows related to pension activities	1,030,149	-
Total deferred outflows of resources	<u>1,030,149</u>	<u>-</u>
Liabilities		
Current liabilities:		
Accounts payable	1,474,344	1,292,312
Accrued liabilities	347,855	321,962
Compensated absences and severance payable - current	172,737	140,860
Retirement incentive payable - current	574,287	996,139
Funds held for others	145,144	156,170
Unearned income	4,037,775	4,109,684
Total current liabilities	<u>6,752,142</u>	<u>7,017,127</u>
Noncurrent liabilities:		
Compensated absences and severance payable - noncurrent	444,180	362,212
Retirement incentive payable - noncurrent	1,044,287	1,678,329
Net pension liability	5,947,744	-
Total noncurrent liabilities	<u>7,436,211</u>	<u>2,040,541</u>
Total Liabilities	<u>14,188,353</u>	<u>9,057,668</u>
Deferred Inflows of Resources		
Deferred inflows related to pension activities	1,819,432	-
Total deferred inflows of resources	<u>1,819,432</u>	<u>-</u>
Net Position		
Net Investment in capital assets	12,422,988	11,887,586
Restricted for:		
Expendable:		
Grants and donor restrictions	2,253,340	2,028,220
Loan funds	97,021	96,979
Debt service	-	693,230
Unrestricted	6,545,185	12,748,703
Total Net Position (Schedule D)	<u>\$ 21,318,534</u>	<u>\$ 27,454,718</u>

The accompanying notes are an integral part of the financial statements.

COLLEGE OF THE MAINLAND
DISCRETELY PRESENTED COMPONENT UNIT
STATEMENTS OF FINANCIAL POSITION

College of the Mainland Foundation - Fiscal Years August 31, 2015 and 2014

	<u>2015</u>	<u>2014</u>
Assets		
Cash and cash equivalents	\$ 75,424	\$ 362,950
Contributions receivable, net	12,567	7,405
Restricted assets:		
Cash and cash equivalents	177,855.0	381,647
Investments, at fair value	2,379,138	1,875,322
Prepaid expenses	<u>13,673</u>	<u>14,515</u>
Total Assets	<u><u>\$ 2,658,657</u></u>	<u><u>\$ 2,641,839</u></u>
Liabilities and Net Assets		
Liabilities:		
Accounts payable	\$ 246,844	\$ 104,224
Unearned income	74,578	71,877
Total liabilities	<u>321,422</u>	<u>176,101</u>
Net Assets:		
Unrestricted	1,550	13,327
Temporarily restricted	505,928	1,134,690
Permanently restricted	<u>1,829,757</u>	<u>1,317,721</u>
Total Net Assets	<u>2,337,235</u>	<u>2,465,738</u>
Total Liabilities and Net Assets	<u><u>\$ 2,658,657</u></u>	<u><u>\$ 2,641,839</u></u>

The accompanying notes are an integral part of the financial statements.

COLLEGE OF THE MAINLAND
STATEMENT OF REVENUES, EXPENSES, AND CHANGES IN NET POSITION
For the Years Ended August 31, 2015 and August 31, 2014

Exhibit 2

	<u>2015</u>	<u>2014</u>
Operating Revenues		
Tuition and fees (net of discounts of \$3,806,524 and \$4,348,459)	\$ 3,996,658	\$ 4,013,377
Federal grants and contracts	1,234,782	1,363,243
State grants and contracts	1,248,403	687,980
Private grants and contracts	1,433,594	1,255,578
Sales and services of educational activities	20,750	20,250
Auxiliary enterprises (net of discounts)	360,940	429,122
General operating revenues	148,754	139,578
Total operating revenues (Schedule A)	<u>8,443,881</u>	<u>7,909,128</u>
Operating Expenses		
Instruction	15,281,054	16,356,186
Public service	1,288,767	1,343,098
Academic support	5,650,283	4,713,235
Student services	3,749,716	3,847,892
Institutional support	7,328,549	7,225,747
Operation and maintenance of plant	3,869,654	5,147,893
Scholarships and fellowships	2,277,298	1,930,859
Auxiliary enterprises	354,602	409,251
Depreciation expense	1,292,591	1,346,379
Total operating expenses (Schedule B)	<u>41,092,514</u>	<u>42,320,540</u>
Operating income (loss)	(32,648,633)	(34,411,412)
Non-operating revenues (expenses)		
State appropriations	8,489,226	8,398,200
Maintenance ad valorem taxes	19,989,908	20,303,526
Federal revenue, non-operating	4,282,663	4,574,034
Investment income	9,740	6,866
Foreign trade zone fees	483,970	817,414
Interest and fees on capital related debt	-	(7,856)
Other non-operating revenues (expenses)	(4,241)	-
Net non-operating revenues (expenses) (Schedule C)	<u>33,251,266</u>	<u>34,092,184</u>
Increase (decrease) in net position	602,633	(319,228)
Net position - beginning of year	27,454,718	27,773,946
Prior period adjustment	<u>(6,738,817)</u>	<u>-</u>
Net position - end of year	<u>\$ 21,318,534</u>	<u>\$ 27,454,718</u>

The accompanying notes are an integral part of the financial statements.

COLLEGE OF THE MAINLAND
DISCRETELY PRESENTED COMPONENT UNIT
STATEMENTS OF ACTIVITIES AND CHANGES IN NET ASSETS

College of the Mainland Foundation - Fiscal Year August 31, 2015 with Comparative Totals for 2014

	<u>Unrestricted</u>	<u>Temporarily Restricted</u>	<u>Permanently Restricted</u>	<u>Year Ended August 31,</u>	
				<u>2015</u>	<u>2014</u>
Revenue and Support:					
Contributions	\$ 60,212	\$ 304,164	\$ 41,263	\$ 405,639	\$ 212,481
Grants	-	127,600	-	127,600	10,000
In-kind contributions	76,645	-	-	76,645	70,329
Interest and investment income	-	69,686	-	69,686	62,789
Net realized and unrealized gains on investments	-	(33,766)	(133,991)	(167,757)	87,440
Net assets released from restrictions	491,682	(369,611)	(122,071)	-	-
Total Revenue and Support	<u>628,539</u>	<u>98,073</u>	<u>(214,799)</u>	<u>511,813</u>	<u>443,039</u>
Expenses:					
Program Expenses:					
Student Scholarships	414,401	-	-	414,401	112,994
Other Program Payments	77,281	-	-	77,281	5,523
Supporting services:					
In-kind personnel and benefits	61,151	-	-	61,151	58,242
In-kind general, facilities and equipment	15,494	-	-	15,494	12,087
Management and general:					
Bad debt	8,000	-	-	8,000	-
Fundraising	36,693	-	-	36,693	-
Other management and general	27,296	-	-	27,296	28,962
Total Expenses	<u>640,316</u>	<u>-</u>	<u>-</u>	<u>640,316</u>	<u>217,808</u>
Changes in Net Assets before allocation	(11,777)	98,073	(214,799)	(128,503)	225,231
Other changes					
Allocation of current changes in net assets	-	(726,835)	726,835	-	-
Change in Net Assets	(11,777)	(628,762)	512,036	(128,503)	225,231
Net Assets, at beginning of year	<u>13,327</u>	<u>1,134,690</u>	<u>1,317,721</u>	<u>2,465,738</u>	<u>2,240,507</u>
Net Assets, at end of year	<u>\$ 1,550</u>	<u>\$ 505,928</u>	<u>\$ 1,829,757</u>	<u>\$ 2,337,235</u>	<u>\$ 2,465,738</u>

The accompanying notes are an integral part of the financial statements.

COLLEGE OF THE MAINLAND
STATEMENT OF CASH FLOWS
For the Years Ended August 31, 2015 and 2014

Exhibit 3

	2015	2014
Cash flows from operating activities:		
Receipts from students and other customers	\$ 4,551,285	\$ 4,574,435
Receipts from grants and contracts	3,562,664	3,272,559
Payments to suppliers for goods and services	(9,510,806)	(9,107,758)
Payments to or on behalf of employees	(26,221,007)	(26,873,433)
Payments for scholarships and fellowships	(2,277,298)	(1,930,859)
Other receipts	155,215	139,578
Net cash (used) by operating activities	(29,739,947)	(29,925,478)
Cash flows from non-capital financing activities:		
Receipts from state appropriations	6,102,151	6,103,539
Receipts from ad valorem taxes	20,061,736	20,469,704
Receipts from foreign trade zone participants	483,970	817,414
Receipts from Non Operating Federal Revenue	4,189,107	4,389,504
Receipts from student organizations and other agency transactions	145,144	156,170
Payments to student organization and other agency transactions	(145,144)	(156,170)
Net (increase) decrease in loans receivable	1,714	2,165
Net cash provided by non-capital financing activities	30,838,678	31,782,326
Cash flows from capital and related financing activities:		
Purchases of capital assets	(1,827,993)	(1,174,986)
Payments on capital debt and leases - principal	-	(400,014)
Payments on capital debt and leases - interest and fees	-	(7,856)
Net cash (used) by capital and related financing activities	(1,827,993)	(1,582,856)
Cash flows from investing activities:		
Investment income	9,740	6,866
Net cash provided by investing activities	9,740	6,866
Increase in cash and cash equivalents	(719,522)	280,858
Cash and cash equivalents, beginning of year	20,517,762	20,236,904
Cash and cash equivalents, end of year	\$ 19,798,240	\$ 20,517,762
Components of cash and cash equivalents		
Cash and cash equivalents	\$ 16,824,391	\$ 13,905,059
Restricted cash and cash equivalents	2,973,849	6,612,703
	\$ 19,798,240	\$ 20,517,762
Reconciliation of net operating income (loss) to net cash provided (used) by operating activities:		
Operating income (loss)	\$ (32,648,633)	\$ (34,411,412)
Adjustments:		
Depreciation expense	1,292,591	1,346,379
Payments made directly by state for benefits	2,387,075	2,294,661
Changes in assets and liabilities:		
Receivables, net	(31,438)	533,976
Deferred outflows	(465,627)	
Deferred inflows	1,819,432	-
Net pension liability	(1,355,595)	
Prepaid expenses	68,281	(172,408)
Accounts payable	182,032	193,932
Accrued liabilities	25,893	10,052
Compensated absences/retirement incentive payable	(942,049)	656,611
Unearned income	(71,909)	(377,269)
Net cash (used) by operating activities	\$ (29,739,947)	\$ (29,925,478)

The accompanying notes are an integral part of the financial statements.

COLLEGE OF THE MAINLAND
DISCRETELY PRESENTED COMPONENT UNIT
STATEMENTS OF CASH FLOWS

College of the Mainland Foundation - Fiscal Year August 31, 2015 with Comparative Totals for 2014

	<u>Year Ended August 31,</u>	
	<u>2015</u>	<u>2014</u>
Cash flows from operating activities:		
Cash received from contributions, grants and events	\$ 530,778	\$ 300,320
Cash received from interest earnings	69,686	62,789
Cash paid for scholarships and grants	(349,062)	(112,714)
Cash paid for management and general expenses	(63,147)	(43,477)
Net cash provided by operating activities	<u>188,255</u>	<u>206,918</u>
Cash flows from investing activities:		
Reinvestment income and fees in endowments	(41,854)	-
Proceeds from sales and maturities of investments	2,435,095	436,874
Purchases of investments	(3,072,814)	(565,887)
Net cash provide by (used in) investing activities	<u>(679,573)</u>	<u>(129,013)</u>
Net change in cash and cash equivalents	(491,318)	77,905
Cash and cash equivalents at beginning of year	<u>744,597</u>	<u>666,692</u>
Cash and cash equivalents at end of year	<u>\$ 253,279</u>	<u>\$ 744,597</u>
Presented on statement of financial position as follows:		
Cash and cash equivalents	\$ 253,279	\$ 362,950
Restricted Cash and Cash Equivalents	-	381,647
	<u>\$ 253,279</u>	<u>\$ 744,597</u>
Reconciliation of Increase in Net Assets to		
Cash flows from operating activities		
Increase (decrease) in net assets	\$ (128,503)	\$ 225,231
Adjustments to reconcile increase (decrease) in net assets to net cash provided by:		
Net Unrealized and realized (gain) loss in investments	167,757	(87,440)
Bad debt expense	8,000	-
(Increase) decrease in contribution receivables	(5,162)	6,162
(Increase) decrease in prepaid expenses	842	(14,515)
Increase (decrease) in accounts payable	142,620	5,803
Increase (decrease) in unearned revenue	2,701	71,677
Net cash provided by operating activities	<u>\$ 188,255</u>	<u>\$ 206,918</u>

See accompanying notes to the financial statements.

COLLEGE OF THE MAINLAND
NOTES TO THE BASIC FINANCIAL STATEMENTS
August 31, 2015

Note 1 - Reporting Entity

College of the Mainland (the “College”) was established in 1962, in accordance with the laws of the State of Texas, to serve the educational needs of Texas City and the surrounding communities. The College is considered to be a special purpose, primary government according to the definition in Governmental Accounting Standards Board (“GASB”) Statement 61, *The Financial Reporting Entity: Omnibus* (an amendment of GASB Statements No 14, and No. 34). While the College receives funding from local, state, and federal sources, and must comply with the spending, reporting, and record keeping requirements of these entities, it is not a component unit of any other governmental entity.

The basic financial statements of the College include the funds of all organizational entities for which the College has oversight responsibility. Oversight responsibility includes, but is not limited to, financial interdependency, selection of governing authority, designation of management, ability to significantly influence operations, and accountability for fiscal matters. In evaluating how to define the College for financial reporting purposes, management has considered all potential component units, including the College of the Mainland Foundation (the “Foundation”).

The Foundation is a legally separate not-for-profit organization, which provides benefits such as scholarships to the College’s students and assists in the development and growth of the College. The Foundation does not provide a financial benefit or impose a financial burden on the College. The College does not appoint any of the Foundation’s board members. As a result, the financial position and results of operations of the Foundation are not combined with the financial position and changes in net position of the College.

GASB Statement 39 requires governments to report certain legally separate organizations as component units even though the primary government is *not* financially accountable for those organizations. The standard is directed principally toward fund-raising organizations. GASB Statement 39 requires a legally separate tax-exempt organization to be reported as a component unit if *all* of these criteria are met:

- a. The economic resources of the separate organization entirely, or almost entirely, directly benefit the primary government, its component units, or its constituents.
- b. The primary government or its component units are entitled to, or can otherwise access, a majority of the economic resources of the separate organization.
- c. The economic resources of the individual separate organization the primary government or the component unit is entitled to, or can otherwise access, are significant to that primary government.

Organizations that are component units based solely on the criteria established by GASB Statement 39 are required to be reported using discrete presentation. These organizations may not be blended.

Therefore, the Foundation has been presented as a discretely presented component unit in the College’s financial statements. Note disclosures pertinent to the Foundation’s financial information are contained in the notes to these financial statements. The Foundation’s separately issued financial statements may be obtained by contacting the Foundation’s business office at 1200 Amburn Road, Texas City, TX 77591.

COLLEGE OF THE MAINLAND
NOTES TO THE BASIC FINANCIAL STATEMENTS (continued)

Note 2 - Summary of Significant Accounting Policies

Reporting Guidelines

The significant accounting policies followed by the College in preparing these financial statements are in accordance with the Texas Higher Education Coordinating Board's *Annual Financial Reporting Requirements for Texas Public Community and Junior Colleges*. The College applies all applicable GASB pronouncements. The College is reported as a special-purpose government engaged in business-type activities.

Tuition Discounting

Title IV, Higher Education Act Program Funds - certain Title IV HEA Program funds are received by the College to pass through to the student. These funds are initially received by the College and recorded as revenue. When the award is used by the student for tuition and fees, the amount is recorded as tuition discount. If the amount is disbursed directly to the student, the amount is recorded as a scholarship expense.

Texas Public Education Grants - certain tuition amounts are required to be set aside for the use as scholarships by qualifying students. This set aside, called the Texas Public Education Grant (TPEG) is shown with tuition and fee revenue amounts as a separate set aside amount (Texas Education Code Section 56.0333). When the award is used by the student for tuition and fees, the amount is recorded as tuition discount. If the amount is disbursed directly to the student, the amount is recorded as a scholarship expense.

Other Tuition Discounts - the College awards tuition and fee scholarships from institutional funds to students who qualify. When these amounts are used for tuition and fees, the amounts are recorded as tuition discounts. If the amount is disbursed directly to the student, the amount is recorded as a scholarship expense.

Basis of Accounting

The basic financial statements of the College have been prepared on the accrual basis of accounting whereby all revenues are recorded when earned and all expenses are recorded when they have been reduced to a legal or contractual obligation to pay.

Net Position

The College's net position categories are classified as follows:

Net Investment in Capital Assets

This represents the College's total investment in capital assets, net of outstanding debt obligations related to those capital assets. To the extent debt has been incurred but not yet expended for capital assets, such amounts are not included as a component net investment in capital assets.

Restricted Net Position - Expendable

Restricted expendable net position includes resources in which the College is legally or contractually obligated to spend resources in accordance with restrictions imposed by external third parties.

COLLEGE OF THE MAINLAND
NOTES TO THE BASIC FINANCIAL STATEMENTS (continued)

Note 2 - Summary of Significant Accounting Policies (continued)

Unrestricted Net Position

Unrestricted net position represent resources derived from student tuition and fees, state appropriations, and sales and services of educational departments and auxiliary enterprises. These resources are used for transactions relating to the educational and general operations of the College, and may be used at the discretion of the governing board to meet current expenses for any purpose. These resources also include auxiliary enterprises, which are substantially self-supporting activities that provide services for students, faculty and staff.

Budgetary Data

Each community college district in Texas is required by law to prepare an annual operating budget of anticipated revenues and expenditures for the fiscal year beginning September 1. The College's Board of Trustees adopts the budget, which is prepared on the accrual basis of accounting. A copy of the approved budget must be filed with the Texas Higher Education Coordinating Board, Legislative Budget Board, Legislative Reference Library, and Governor's Office of Budget and Planning by December 1.

Cash and Cash Equivalents

The College's cash and cash equivalents are considered to be cash on hand, demand deposits and short term investments with original maturities of three months or less from the date of acquisition.

Investments

In accordance with GASB Statement No. 31, *Accounting and Financial Reporting for Certain investments and External Investment Pools*, investments are reported at fair value. Fair values are based on published market rates. Short-term investments have an original maturity greater than three months, but less than one year at the time of purchase. Long-term investments have an original maturity of greater than one year at the time of acquisition.

Capital Assets

Capital assets are recorded at cost at the date of acquisition, or fair value at the date of donation. For equipment, the College's capitalization policy includes all items with a unit cost of \$5,000 or more and an estimated useful life in excess of one year. Renovations of \$100,000 to buildings and infrastructure and land improvements that significantly increase the value or extend the useful life of the structure are capitalized. The costs of normal maintenance and repairs that do not add to the value of the asset or materially extend the assets' lives are charged to operating expense in the year in which the expense is incurred.

Depreciation is computed using the straight-line method over the estimated useful lives of the assets applying the half-year convention. The following estimated useful lives are used:

Buildings	50 years
Facilities and other improvements	20 years
Furniture, machinery, vehicles and other equipment	10 years
Telecommunications and peripheral equipment	5 years
Library books	15 years

COLLEGE OF THE MAINLAND
NOTES TO THE BASIC FINANCIAL STATEMENTS (continued)

Note 2 - Summary of Significant Accounting Policies (continued)

Deferred Outflows

In addition to assets, the statement of net position will sometimes report a separate section for deferred outflows of resources. This separate financial statement element, deferred outflows of resources, represents a consumption of net position that applies to a future period(s) and so will not be recognized as an outflow of resources (expense) until then. Governments are only permitted to report deferred outflows in circumstances specifically authorized by the GASB. All community colleges will have amounts in Deferred Outflows of Resources called “Deferred outflows related to pensions”. Changes in the net pension liability not included in pension expense in the current year are required to be reported as deferred outflows of resources or deferred inflows of resources related to pension. This deferred outflow results from pension plan contributions made after the measurement date of the net pension liability and the results of differences between expected and actual actuarial experiences. The deferred outflows of resources related to pensions resulting from College contributions subsequent to the measurement date will be recognized as a reduction of the net pension liability in the next fiscal year. The other pension related deferred outflows will be amortized over the expected remaining service lives of all employees (active and inactive employees) that are provided with pensions through the pension plan which is currently 6.94 years.

Deferred Inflows

In addition to liabilities, the statement of net position will sometimes report a separate section for deferred inflows of resources. This separate financial statement element, deferred inflows of resources, represents an acquisition of net position that applies to a future period(s) and so will not be recognized as an inflow of resources (revenue) until that time. Governments are only permitted to report deferred inflows in circumstances specifically authorized by the GASB. Typical deferred inflows for community colleges are deferred charges on refunding debt and related to pensions. All community colleges will have amounts in Deferred Inflows of Resources called “Deferred inflows related to pensions.” Changes in the net pension liability not included in pension expense in the current year are required to be reported as deferred outflows of resources or deferred inflows of resources related to pension. These deferred inflows result primarily from differences between projected and actual earnings on pension plan investments. These amounts will be amortized over a closed five year period.

Unearned Revenues

Tuition, fees, and other revenues received that are related to the period after August 31, 2015, are reported as unearned revenues. Those amounts are as follows:

	2015	2014
Tuition and fees	\$ 2,622,857	\$ 2,658,057
Season tickets - Theater	166,605	115,260
Federal, state and local grants	1,173,267	1,267,324
Other	75,046	69,043
	<u>\$ 4,037,775</u>	<u>\$ 4,109,684</u>

COLLEGE OF THE MAINLAND
NOTES TO THE BASIC FINANCIAL STATEMENTS (continued)

Note 2 - Summary of Significant Accounting Policies (continued)

Estimates

The preparation of the financial statements in conformity with generally accepted accounting principles requires management to make estimates and assumptions that affect certain reported amounts and disclosures. Accordingly, actual results could differ from those estimates.

Application of Restricted and Unrestricted Resources

The College's policy is to first apply an expense against restricted resources then toward unrestricted resources, when both restricted and unrestricted resources are available to pay an expense.

Operating and Non-Operating Revenue and Expense Policy

The College distinguishes operating revenues and expenses from non-operating items. Operating revenues and expenses generally result from providing services in connection with the College's principal ongoing operations. The principal operating revenues are tuition and related fees. The major non-operating revenues are state appropriations and property tax collections. Operating expenses include cost of sales and services, administrative expenses, and depreciation on capital assets. As of July 2011, the operation of the bookstore is not performed by the College.

Presentation of State Benefit Payments on Cash Flow Statements

In response to guidance from the Texas Higher Education Coordinating Board, benefit payments made by the state directly to the Employees' Retirement System of Texas (ERS) on behalf of the College are excluded from cash flows from operating activities on the Statement of Cash Flows. Instead, these payments are now included as reconciling items in the reconciliation of operating loss to net cash used by operating activities.

New Accounting Standards

In the current year, the College implemented the following new standards:

GASB Statement No. 68, *Accounting and Financial Reporting for Pensions - an amendment of GASB Statement No. 27* ("GASB No. 68") establishes accounting and financial reporting standards for pensions that are provided to the employees of state and local governmental employers through pension plans that are administered through trusts or similar arrangements that meet certain criteria. GASB No. 68 establishes standards for measuring and recognizing liabilities, deferred outflows of resources, deferred inflows of resources, and expense/expenditures. Implementation is reflected in the financial statements, notes to the financial statements and required supplementary information.

GASB Statement No. 71, *Pension Transition for Contributions Made Subsequent to the Measurement Date* ("GASB No. 71") amends the transition provisions of GASB No. 68. GASB No. 71 requires that, at transition, a government recognizes a beginning deferred outflow of resources for its pension contributions made subsequent to the measurement date of the beginning net pension liability. Implementation is reflected in the financial statements and the notes to the financial statements.

Reclassifications

Certain amounts for 2014 have been reclassified to conform to current year reporting requirements.

COLLEGE OF THE MAINLAND
NOTES TO THE BASIC FINANCIAL STATEMENTS (continued)

Note 3 - Authorized Investments

The College is authorized to invest in obligations and instruments as defined in the Public Funds Investment Act (Sec. 2256.001 Texas Government Code). Such investments include (1) obligations of the United States or its agencies, (2) direct obligations of the State of Texas or its agencies, (3) obligations of political subdivisions rated not less than A by a national investment rating firm, (4) certificates of deposit, and (5) other instruments and obligations authorized by statute.

Note 4 - Deposits and Investments

At August 31, 2015 and 2014, the carrying amounts of the bank balances exceeded the federal depository insurance of \$250,000, but were properly covered by collateral pledged in the College's name for the years ended August 31, 2015 and 2014.

During the fiscal years 2015 and 2014, the College held investments in TexPool, a public funds investment pool created by the Texas Treasury Safekeeping Trust Company (the "Trust Company") to provide a safe environment for the placement of local government funds in authorized short-term, fully collateralized investments, including direct obligations of or obligations guaranteed by the United States or State of Texas or their agencies; federally insured certificates of deposit issued by Texas banks or savings and loans; commercial paper and fully collateralized direct repurchase agreements secured by U.S. Government agency securities and placed through a primary government securities dealer. The Trust Company was incorporated by the State Treasurer upon authority of the Texas Legislature as a special purpose trust company with direct access to the services of the Federal Reserve Bank to manage, disburse, transfer, safe keep and invests public funds and securities more efficiently and economically. The State Comptroller of Public Accounts exercises oversight responsibility over TexPool. Oversight includes the ability to significantly influence operations, designation of management and accountability for fiscal matters.

TexPool operates in a manner consistent with the SEC's Rule 2a7 of the Investment Company Act of 1940. TexPool uses amortized cost rather than fair value to report net position to compute share prices. The fair value of the position in TexPool is the same as the value of TexPool shares. Accordingly, the District's investments in TexPool are stated at cost, which approximates fair value.

Cash and Deposits as reported on Exhibit 1, Statement of Net Position, consist of the items reported below:

	<u>2015</u>	<u>2014</u>
<i>Cash and Deposits:</i>		
Bank Deposits:		
Demand deposits	\$ 387,237	\$ 2,316,322
Cash on cash equivalents:		
Petty cash on hand and change funds	3,070	3,070
Total Cash and Deposits	<u>\$ 390,307</u>	<u>\$ 2,319,392</u>

COLLEGE OF THE MAINLAND
NOTES TO THE BASIC FINANCIAL STATEMENTS (continued)

Note 4 - Deposits and Investments (continued)

Reconciliation of Deposits and Investments to Exhibit 1:

<u>Type of Security</u>	<u>Fair Value</u>	
	<u>2015</u>	<u>2014</u>
<i>Investments:</i>		
Government Investment Pools:		
TexPool	\$ 19,407,933	\$ 18,198,370
Total Investments	<u>19,407,933</u>	<u>18,198,370</u>
Total Cash and Deposits	<u>390,307</u>	<u>2,319,392</u>
Total Deposits and Investments	<u>\$ 19,798,240</u>	<u>\$ 20,517,762</u>
Cash and temporary investments (Exhibit 1):		
Cash and cash equivalents	\$ 16,824,391	\$ 13,905,059
Restricted cash and cash equivalents	<u>2,973,849</u>	<u>6,612,703</u>
Total Deposits and Investments	<u>\$ 19,798,240</u>	<u>\$ 20,517,762</u>

As of August 31, 2015, the College had the following investments and maturities:

<u>Investment Type:</u>	<u>Fair Value</u>	<u>Credit Quality Rating</u>	<u>Percentage of Investments</u>
Local Government Investment Pools:			
TexPool	\$ 19,407,933	AAA _m	100.0%
Total Local Government Investment Pools	<u>19,407,933</u>		<u>100.0%</u>
Total investments	<u>\$ 19,407,933</u>		<u>100.0%</u>

	<u>Fair Value</u>	<u>Percentage of Investments</u>	<u>Weighted Average Maturity (Days)</u>
<i>Investments</i>			
Local Government Investment Pools:			
TexPool	\$ 19,407,933	100.0%	41
Total Local Government Investment Pools	<u>19,407,933</u>	<u>100.0%</u>	41
Total investments	<u>\$ 19,407,933</u>	<u>100.0%</u>	41

Interest Rate Risk

The College has a formal investment policy that limits investment maturities as a means of managing its exposure to fair value losses arising from interest rate changes.

Credit Risk

State law limits investments in commercial paper, corporate bonds, and mutual bond funds to the top two ratings issued by nationally recognized statistical rating organizations. As of August 31, 2015, the College's investment in TexPool (a public funds investment pool) was rated AAA_m by Standard and Poors.

COLLEGE OF THE MAINLAND
NOTES TO THE BASIC FINANCIAL STATEMENTS (continued)

Note 4 - Deposits and Investments (continued)

Concentration of Credit Risk

The College places no limit on the amount that may be invested in any one issuer. One hundred percent (100%) of the College's investments was in TexPool as of August 31, 2015.

Custodial Credit Risk

The College's deposits are subject to custodial credit risk as total deposits were uninsured but collateralized by securities held by the pledging financial institutions agent in the College's name. The College's deposits were fully collateralized at year-end and through-out the year.

Investment income for 2015 and 2014 was as follows:

	<u>2015</u>	<u>2014</u>
Interest income	\$ 9,740	\$ 6,866
Total Investment Earnings	<u>\$ 9,740</u>	<u>\$ 6,866</u>

As of August 31, 2015 and 2014, cash and cash equivalents was restricted for the following purposes:

	<u>2015</u>	<u>2014</u>
Grants and awards	\$ 2,766,280	\$ 2,958,406
Loans to students	62,425	60,669
Payment of long-term debt and capital purchases/improvements		
Student groups	145,144	156,170
Total restricted cash and cash equivalents	<u>\$ 2,973,849</u>	<u>\$ 3,175,245</u>

Note 5 - Disaggregation of Receivables and Payables Balances

Accounts receivable at August 31, 2015 and 2014, consisted of the following:

	<u>2015</u>	<u>2014</u>
Property taxes receivable	\$ 2,393,393	\$ 2,476,703
Allowance for uncollectible property taxes	(1,452,496)	(1,463,978)
Property taxes receivable, net	<u>940,897</u>	<u>1,012,725</u>
Tuition and fees receivable	2,539,454	2,590,620
Allowance for uncollectible tuition and fees	(742,542)	(748,545)
Tuition and fees receivable, net	<u>1,796,912</u>	<u>1,842,075</u>
Due from tax collector	8,054	8,054
Due from other governments for grant awards	429,751	304,378
Due from grantors for private awards	209,961	75,276
Other receivables	188,819	300,448
Total receivables, net	<u>\$ 3,574,394</u>	<u>\$ 3,542,956</u>

COLLEGE OF THE MAINLAND
NOTES TO THE BASIC FINANCIAL STATEMENTS (continued)

Note 5 - Disaggregation of Receivables and Payables Balances (continued)

Accrued liabilities at August 31, 2015 and 2014, consisted of the following:

	<u>2015</u>	<u>2014</u>
Accrued wages payable	\$ 146,363	\$ 165,338
Reserve for incurred but not reported worker's compensation benefits	179,376	128,360
Other accrued liabilities	22,116	28,264
Total accrued liabilities	<u>\$ 347,855</u>	<u>\$ 321,962</u>

Note 6 - Capital Assets

Capital assets activity for the year ended August 31, 2015, was as follows:

	<u>Balance 09/01/14</u>	<u>Additions</u>	<u>Retirements and Transfers</u>	<u>Balance 08/31/15</u>
Not depreciated:				
Land	\$ 372,145	\$ -	\$ -	\$ 372,145
Construction in progress	839,965	1,355,450	(1,029,781)	1,165,634
Subtotal	<u>1,212,110</u>	<u>1,355,450</u>	<u>(1,029,781)</u>	<u>1,537,779</u>
Buildings and other capital assets:				
Buildings and building improvements	15,560,353	-	1,029,781	16,590,134
Improvements other than buildings	14,871,134	-	-	14,871,134
Total buildings and other real estate improvements	<u>30,431,487</u>	<u>-</u>	<u>1,029,781</u>	<u>31,461,268</u>
Furniture, equipment and vehicles	2,709,042	376,518	(9,465)	3,076,095
Telecommunication equipment	4,586,165	46,609	-	4,632,774
Library books	1,615,893	49,416	-	1,665,309
Total buildings and other capital assets	<u>39,342,587</u>	<u>472,543</u>	<u>1,020,316</u>	<u>40,835,446</u>
Accumulated depreciation:				
Buildings and building improvements	(12,094,896)	(321,505)	-	(12,416,401)
Improvements other than buildings	(9,053,438)	(536,262)	-	(9,589,700)
Total buildings and other real estate improvements	<u>(21,148,334)</u>	<u>(857,767)</u>	<u>-</u>	<u>(22,006,101)</u>
Furniture, equipment and vehicles	(2,143,778)	(163,865)	9,465	(2,298,178)
Telecommunication equipment	(4,122,886)	(222,225)	-	(4,345,111)
Library books	(1,252,113)	(48,734)	-	(1,300,847)
Total Accumulated depreciation	<u>(28,667,111)</u>	<u>(1,292,591)</u>	<u>9,465</u>	<u>(29,950,237)</u>
Net capital assets	<u>\$ 11,887,586</u>	<u>\$ 535,402</u>	<u>\$ -</u>	<u>\$ 12,422,988</u>

COLLEGE OF THE MAINLAND
NOTES TO THE BASIC FINANCIAL STATEMENTS (continued)

Note 6 - Capital Assets (continued)

Capital assets activity for the year ended August 31, 2014, was as follows:

	<u>Balance 09/01/13</u>	<u>Additions</u>	<u>Retirements and Transfers</u>	<u>Balance 08/31/14</u>
Not depreciated:				
Land	\$ 372,145	\$ -	\$ -	\$ 372,145
Construction in progress	27,046	1,023,823	(210,904)	839,965
Subtotal	<u>399,191</u>	<u>1,023,823</u>	<u>(210,904)</u>	<u>1,212,110</u>
Buildings and other capital assets:				
Buildings and building improvements	15,560,353	-	-	15,560,353
Improvements other than buildings	14,636,625	23,605	210,904	14,871,134
Total buildings and other real estate improvements	<u>30,196,978</u>	<u>23,605</u>	<u>210,904</u>	<u>30,431,487</u>
Furniture, equipment and vehicles	2,702,816	36,604	(30,378)	2,709,042
Telecommunication equipment	4,547,526	38,639	-	4,586,165
Library books	1,563,578	52,315	-	1,615,893
Total buildings and other capital assets	<u>39,010,898</u>	<u>151,163</u>	<u>180,526</u>	<u>39,342,587</u>
Accumulated depreciation:				
Buildings and building improvements	(11,783,688)	(311,208)	-	(12,094,896)
Improvements other than buildings	(8,519,121)	(534,317)	-	(9,053,438)
Total buildings and other real estate improvements	<u>(20,302,809)</u>	<u>(845,525)</u>	<u>-</u>	<u>(21,148,334)</u>
Furniture, equipment and vehicles	(2,007,436)	(166,720)	30,378	(2,143,778)
Telecommunication equipment	(3,837,598)	(285,288)	-	(4,122,886)
Library books	(1,203,267)	(48,846)	-	(1,252,113)
Total Accumulated depreciation	<u>(27,351,110)</u>	<u>(1,346,379)</u>	<u>30,378</u>	<u>(28,667,111)</u>
Net capital assets	<u>\$ 12,058,979</u>	<u>\$ (171,393)</u>	<u>\$ -</u>	<u>\$ 11,887,586</u>

Commitments related to construction projects are as follows:

	<u>Budget</u>	<u>Construction in Progress</u>	<u>Remaining Balance</u>
Welding Ventilation	\$ 424,685	\$ 416,117	\$ 8,568
Switchgear	629,105	604,985	24,120
Gym Roof Repair	85,590	1,200	84,390
Elevators	350,000	143,332	206,668
	<u>\$ 1,489,380</u>	<u>\$ 1,165,634</u>	<u>\$ 323,746</u>

COLLEGE OF THE MAINLAND
NOTES TO THE BASIC FINANCIAL STATEMENTS (continued)

Note 7 - Noncurrent Liabilities

Noncurrent liabilities activity for the year ended August 31, 2015, was as follows:

	<u>Balance 09/01/14</u>	<u>Additions</u>	<u>Retirements</u>	<u>Balance 08/31/15</u>	<u>Current Portion</u>
Other liabilities					
Compensated absences payable	\$ 503,072	\$ 172,046	\$ (58,201)	\$ 616,917	\$ 172,737
Retirement incentive payable	2,674,468	-	(1,055,894)	1,618,574	574,287
	<u>3,177,540</u>	<u>172,046</u>	<u>(1,114,095)</u>	<u>2,235,491</u>	<u>747,024</u>
Total noncurrent liabilities	<u>\$ 3,177,540</u>	<u>\$ 172,046</u>	<u>\$ (1,114,095)</u>	<u>\$ 2,235,491</u>	<u>\$ 747,024</u>

Noncurrent liabilities activity for the year ended August 31, 2014, was as follows:

	<u>Balance 09/01/13</u>	<u>Additions</u>	<u>Retirements</u>	<u>Balance 08/31/14</u>	<u>Current Portion</u>
Bonds					
Revenue bonds	\$ 295,000	\$ -	\$ (295,000)	\$ -	\$ -
	<u>295,000</u>	<u>-</u>	<u>(295,000)</u>	<u>-</u>	<u>-</u>
Other liabilities					
Compensated absences payable	527,214	117,290	(141,432)	503,072	140,860
Retirement incentive payable	1,993,715	1,522,850	(842,097)	2,674,468	996,139
Property tax refund payable	105,013	-	(105,013)	-	-
	<u>2,625,942</u>	<u>1,640,140</u>	<u>(1,088,542)</u>	<u>3,177,540</u>	<u>1,136,999</u>
Total noncurrent liabilities	<u>\$ 2,920,942</u>	<u>\$ 1,640,140</u>	<u>\$ (1,383,542)</u>	<u>\$ 3,177,540</u>	<u>\$ 1,136,999</u>

Note 8 - Employees Retirement Plan

Defined Benefit Pension Plans

A. Plan Description

The College participates in a cost-sharing multiple-employer defined benefit pension that has a special funding situation. The plan is administered by the Teacher Retirement System of Texas (TRS). TRS's defined benefit pension plan is established and administered in accordance with the Texas Constitution, Article XVI, Section 67 and Texas Government Code, Title 8, Subtitle C. The pension trust fund is a qualified pension trust under Section 401(a) of the Internal Revenue Code. The Texas Legislature establishes benefits and contribution rates within the guidelines of the Texas Constitution. The pension's Board of Trustees does not have the authority to establish or amend benefit terms.

All employees of public, state-supported educational institutions in Texas who are employed for one-half or more of the standard work load and who are not exempted from membership under Texas Government Code, Title 8, Section 822.002 are covered by the system.

B. Pension Plan Fiduciary Net Position

Detailed information about the Teacher Retirement System's fiduciary net position is available in a separately-issued Comprehensive Annual Financial Report that includes financial statements and required supplementary information. That report may be obtained on the Internet at <http://www.trs.state.tx.us/about/documents/cafr.pdf#CAFR>; by writing to TRS at 1000 Red River Street, Austin, TX, 78701-2698; or by calling (512) 542-6592.

COLLEGE OF THE MAINLAND
NOTES TO THE BASIC FINANCIAL STATEMENTS (continued)

Note 8 - Employees Retirement Plan

Defined Benefit Pension Plans (continued)

C. Benefits Provided

TRS provides service and disability retirement, as well as death and survivor benefits, to eligible employees (and their beneficiaries) of public and higher education in Texas. The pension formula is calculated using 2.3 percent (multiplier) times the average of the five highest annual creditable salaries times years of credited service to arrive at the annual standard annuity except for members who are grandfathered, the three highest annual salaries are used. The normal service retirement is at age 65 with 5 years of credited service or when the sum of the member’s age and years of credited service equals 80 or more years. Early retirement is at age 55 with 5 years of service credit or earlier than 55 with 30 years of service credit. There are additional provisions for early retirement if the sum of the member’s age and years of service credit total at least 80, but the member is less than age 60 or 62 depending on date of employment, or if the member was grandfathered in under a previous rule. There are no automatic post-employment benefit changes; including automatic COLAs. Ad hoc post-employment benefit changes, including ad hoc COLAs can be granted by the Texas Legislature as noted in the Plan description in (A) above.

D. Contributions

Contribution requirements are established or amended pursuant to Article 16, section 67 of the Texas Constitution which requires the Texas legislature to establish a member contribution rate of not less than 6% of the member’s annual compensation and a state contribution rate of not less than 6% and not more than 10% of the aggregate annual compensation paid to members of the system during the fiscal year. Texas Government Code section 821.006 prohibits benefit improvements, if as a result of the particular action, the time required to amortize TRS’ unfunded actuarial liabilities would be increased to a period that exceeds 31 years, or, if the amortization period already exceeds 31 years, the period would be increased by such action.

Employee contribution rates are set in state statute, Texas Government Code 825.402. Senate Bill 1458 of the 83rd Texas Legislature amended Texas Government Code 825.402 for member contributions and established employee contribution rates for fiscal years 2014 thru 2017. It also added a 1.5% contribution for employers not paying Old Age Survivor and Disability Insurance (OASDI) on certain employees effective for fiscal year 2015 as discussed in Note 1 of the TRS 2014 CAFR. The 83rd Texas Legislature, General Appropriations Act (GAA) established the employer contribution rates for fiscal years 2014 and 2015.

	Contribution Rates	
	Plan Fiscal year	
	2014	2015
Member	6.4%	6.7%
Employer	6.8%	6.8%

COLLEGE OF THE MAINLAND
NOTES TO THE BASIC FINANCIAL STATEMENTS (continued)

Note 8 - Employees Retirement Plan

Defined Benefit Pension Plans (continued)

D. Contributions (continued)

	<u>Measurement Year</u>		TRS Contributions Made During Fiscal Year
	Contributions Required and Made	Pension Expense	
Member (Employee)	\$ 524,979	\$ -	\$ 976,622
Non-employer contributing agency (State)	445,707	435,055	436,437
District	564,522	549,765	551,555

Contributors to the plan include members, employers and the State of Texas as the only non-employer contributing entity. The State is the employer for senior colleges, medical schools and state agencies including TRS. In each respective role, the State contributes to the plan in accordance with state statutes and the General Appropriations Act (GAA).

As the non-employer contributing entity for public education and junior colleges, the State of Texas contributes to the retirement system an amount equal to the current employer contribution rate times the aggregate annual compensation of all participating members of the pension trust fund during that fiscal year reduced by the amounts described below which are paid by the employers. Employers (public school, junior college, other entities or the State of Texas as the employer for senior universities and medical schools) are required to pay the employer contribution rate in the following instances:

- On the portion of the member's salary that exceeds the statutory minimum for members entitled to the statutory minimum under Section 21.402 of the Texas Education Code.
- During a new member's first 90 days of employment.
- When any part or all of an employee's salary is paid by federal funding sources, a privately sponsored source, from non-educational and general, or local funds.
- When the employing district is a public junior college or junior college district, the employer shall contribute to the retirement system an amount equal to 50% of the state contribution rate for certain instructional or administrative employees; and 100% of the state contribution rate for all other employees.

In addition to the employer contributions listed above, when employing a retiree of the Teacher Retirement System the employer shall pay both the member contribution and the state contribution as an employment after retirement surcharge.

COLLEGE OF THE MAINLAND
NOTES TO THE BASIC FINANCIAL STATEMENTS (continued)

Note 8 - Employees Retirement Plan (continued)

E. Actuarial Assumptions

The total pension liability in the August 31, 2014 actuarial valuation was determined using the following actuarial assumptions:

Valuation Date	August 31, 2014
Actuarial Cost Method	Individual Entry Age Normal
Amortization Method	Level Percentage of Payroll, Open
Remaining Amortization Period	30 years
Asset Valuation Method	5 year Market Value
Discount Rate	8.00%
Long-term expected Investment Rate of Return*	8.00%
Salary Increases*	4.25% to 7.25%
Weighted-Average at Valuation Date	5.55%
Payroll Growth Rate	3.50%

**Includes Inflation of 3%*

The actuarial methods and assumptions are primarily based on a study of actual experience for the four year period ending August 31, 2010 and adopted on April 8, 2011. With the exception of the post-retirement mortality rates for healthy lives and a minor change to the expected retirement age for inactive vested members stemming from the actuarial audit performed in the Summer of 2014, the assumptions and methods are the same as used in the prior valuation. When the mortality assumptions were adopted in 2011 they contained a significant margin for possible future mortality improvement. As of the date of the valuation there has been a significant erosion of this margin to the point that the margin has been eliminated. Therefore, the post-retirement mortality rates for current and future retirees was decreased to add additional margin for future improvement in mortality in accordance with the Actuarial Standards of Practice No. 35.

F. Discount Rate

The discount rate used to measure the total pension liability was 8.0%. There was no change in the discount rate since the previous year. The projection of cash flows used to determine the discount rate assumed that contributions from plan members and those of the contributing employers and the non-employer contributing entity are made at the statutorily required rates. Based on those assumptions, the pension plan's fiduciary net position was projected to be available to make all future benefit payments of current plan members. Therefore, the long-term expected rate of return on pension plan investments was applied to all periods of projected benefit payments to determine the total pension liability. The long-term rate of return on pension plan investments is 8%. The long-term expected rate of return on pension plan investments was determined using a building-block method in which best-estimates ranges of expected future real rates of return (expected returns, net of pension plan investment expense and inflation) are developed for each major asset class. These ranges are combined to produce the long-term expected rate of return by weighting the expected future real rates of return by the target asset allocation percentage and by adding expected inflation. Best estimates of geometric real rates of return for each major asset class included in the Systems target asset allocation as of August 31, 2014 are summarized below:

COLLEGE OF THE MAINLAND
NOTES TO THE BASIC FINANCIAL STATEMENTS (continued)

Note 8 - Employees Retirement Plan (continued)

F. Discount Rate (continued)

Asset Class	Target Allocation	Real Return Geometric Basis	Long Term Expected Portfolio Real Rate of Return
Global Equity			
U.S.	18%	7.0%	1.4%
Non-U.S. Developed	13%	7.3%	1.1%
Emerging Markets	9%	8.1%	0.9%
Directional Hedge Funds	4%	5.4%	0.2%
Private Equity	13%	9.2%	1.4%
Stable Value			
U.S. Treasuries	11%	2.9%	0.3%
Absolute Return	0%	4.0%	0.0%
Stable Value Hedge Funds	4%	5.2%	0.2%
Cash	1%	2.0%	0.0%
Real Return			
Global Inflation Linked Bonds	3%	3.1%	0.0%
Real Assets	16%	7.3%	1.5%
Energy and Natural Resources	3%	8.8%	0.3%
Commodities	0%	3.4%	0.0%
Risk Parity			
Risk Parity	5%	8.9%	0.4%
Alpha			1.0%
Total	100%		8.7%

**The Expected Contribution to Returns incorporates the volatility drag resulting from the conversion between Arithmetic and Geometric mean returns.*

G. Discount Rate Sensitivity Analysis

The following schedule shows the impact of the Net Pension Liability if the discount rate used was 1% less than and 1% greater than the discount rate that was used (8%) in measuring the 2014 Net Pension Liability.

	1% Decrease 7%	Current Discount Rate 8%	1% Increase 9%
District's proportional share of the net pension liability	\$ 10,628,258	\$ 5,947,744	\$ 2,447,592

COLLEGE OF THE MAINLAND
NOTES TO THE BASIC FINANCIAL STATEMENTS (continued)

Note 8 - Employees Retirement Plan (continued)

H. Pension Liabilities, Pension Expense, and Deferred Outflows of Resources and Deferred Inflows of Resources Related to Pensions

At August 31, 2015, the College reported a liability of \$5,947,744 for its proportionate share of the TRS's net pension liability. This liability reflects a reduction for State pension support provided to the College. The amount recognized by the College as its proportionate share of the net pension liability, the related State support, and the total portion of the net pension liability that was associated with the College were as follows:

College's proportionate share of the net pension liability	\$	5,947,744
State's proportionate share of the net pension liability associated with the College		4,705,933
Total	\$	<u>10,653,677</u>

The net pension liability was measured as of August 31, 2014 and the total pension liability used to calculate the net pension liability was determined by an actuarial valuation as of that date. The employer's proportion of the net pension liability was based on the employer's contributions to the pension plan relative to the contributions of all employers to the plan for the period September 1, 2013 thru August 31, 2014.

At August 31, 2014 the employer's proportion of the collective net pension liability was 0.02226% which increased from 0.02225% from its proportion measured as of August 31, 2013. The change in proportion was insignificant and therefore disregarded this year.

There were no changes of assumptions or other inputs that affected measurement of the total pension liability during the measurement period.

There were no changes of benefit terms that affected measurement of the total pension liability during the measurement period.

For the year ended August 31, 2015, the College recognized pension expense of \$549,765 and revenue of \$435,055 for support provided by the State.

COLLEGE OF THE MAINLAND
NOTES TO THE BASIC FINANCIAL STATEMENTS (continued)

Note 8 - Employees Retirement Plan (continued)

H. Pension Liabilities, Pension Expense, and Deferred Outflows of Resources and Deferred Inflows of Resources Related to Pensions (continued)

During fiscal year 2015, the College reported its proportionate share of the TRS's deferred outflows of resources and deferred inflows of resources related to pensions from the following sources:

	Deferred Outflows of Resources	Deferred Inflows of Resources
Differences between expected and actual experience	\$ 91,984	\$ -
Changes of assumptions	386,610	-
Net difference between projected and actual earnings on pension plan investments	-	1,817,873
Changes in proportion and differences between District contributions and proportionate share of contributions	-	1,559
District contributions subsequent to the measurement date	<u>551,555</u>	<u>-</u>
Total	<u>\$ 1,030,149</u>	<u>\$ 1,819,432</u>

The amount reported as deferred outflows of resources resulting from College contributions subsequent to the measurement date will be recognized as a reduction of the net pension liability in the year ended August 31, 2016 (\$551,555). The net amounts of the employer's balances of deferred outflows and inflows of resources related to pensions will be recognized in pension expense as follows:

Year ended August 31	
2016	\$ (374,167)
2017	(374,167)
2018	(374,167)
2019	(374,168)
2020	80,301
2021	75,530

COLLEGE OF THE MAINLAND
NOTES TO THE BASIC FINANCIAL STATEMENTS (continued)

Note 8 - Employees Retirement Plan (continued)

H. Pension Liabilities, Pension Expense, and Deferred Outflows of Resources and Deferred Inflows of Resources Related to Pensions (continued)

Optional Retirement Plan

Plan Description. The state has also established an optional retirement program for institutions of higher education. Participation in the Optional Retirement Program is in lieu of participation in the Teacher Retirement System. The optional retirement program provides for the purchase of annuity contracts and operates under the provisions of the Texas Constitution, Article XVI, Sec. 67, and Texas Government Code, Title 8, Subtitle C.

Funding Policy. Contribution requirements are not actuarially determined but are established and amended by the Texas state legislature. The percentages of participant salaries currently contributed by the state and each participant are 6.4% and 6.4%, respectively. The College contributes 8.5% for employees who were participating in the optional retirement program prior to September 1, 1995. Benefits fully vest after one year plus one day of employment. Because these are individual annuity contracts, the state has no additional or unfunded liability for this program.

The retirement expense to the State for the College was \$1,004,326 and \$1,021,166 for the fiscal years ended August 31, 2015 and 2014, respectively. This amount represents the portion of expended appropriations made by the State Legislature on behalf of the College.

The total payroll for all college employees was \$22,001,926 and \$23,138,769 fiscal years 2015 and 2014, respectively. The total payroll of employees covered by the Teacher Retirement System was \$14,576,449 and \$14,570,114 for fiscal years 2015 and 2014, respectively. The total payroll of employees covered by the Optional Retirement System was \$3,888,940 and \$4,278,127 for fiscal years 2015 and 2014, respectively.

Note 9 - Deferred Compensation Program

College employees may elect to defer a portion of their earnings for income tax and investment purposes pursuant to authority granted in Government Code 609.001.

Note 10 - Compensated Absences

Sick Leave - All 100 percent full-time equivalent employees of the College earn one day of sick leave for each month of service. Sick leave benefits are earned by benefit eligible employees that are less than 100 percent full-time equivalent on a pro-rata basis. The maximum amount employees that are 100 percent full-time equivalent are eligible to accrue is 960 hours.

Effective September 1, 2013, sick leave is no longer paid out when an employee separates their employment with the College.

COLLEGE OF THE MAINLAND
NOTES TO THE BASIC FINANCIAL STATEMENTS (continued)

Note 10 - Compensated Absences (continued)

Vacation Leave - Employees Hired After June 30, 2012 – All 100 percent full-time equivalent, non-faculty personnel employed on a 12-month basis shall earn vacation time at the rate of seven hours per calendar month of service and are entitled to 10.5 working days of vacation per year. Benefit eligible employees that are less than 100 percent full-time equivalent, non-faculty personnel employed on a 12-month basis shall earn vacation time on a pro-rata basis related to their full-time equivalency. Personnel that are eligible to earn vacation time but are employed for a period less than 12 months will earn vacation time on a pro-rata basis related to their full-time equivalency.

After seven years of continuous service with the College District, a 100 percent full-time equivalent employee working in a position requiring 12 months of services annually shall earn vacation time at the rate of ten hours per calendar month. For positions that are benefit eligible that are less than 100 percent full-time equivalent shall earn vacation time on a pro-rata basis as described above.

Vacation Leave - Employees Hired Before or by June 30, 2012 – All 100 percent full-time equivalent, non-faculty personnel employed on a 12-month basis shall earn vacation time at the rate of 13.33 hours per calendar month of service and are entitled to 20 working days of vacation per year. Benefit eligible employees that are less than 100 percent full-time equivalent, non-faculty personnel employed on a 12-month basis shall earn vacation time on a pro-rata basis related to their full-time equivalency. Personnel that are eligible to earn vacation time but are employed for a period less than 12 months will earn vacation time on a pro-rata basis related to their full-time equivalency.

All accrued vacation over 240 hours or 30 days must be taken or shall be lost by the employee's anniversary date of service each year unless the employee is prevented from taking vacation for the convenience of the College. The maximum accrual of 240 hours shall be adjusted pro-rata for benefit eligible employees, non-faculty employees that are less than 100 percent full-time equivalent.

The College's vacation leave payable at August 31, 2015 and 2014 was \$616,917 and \$503,072, respectively, and is included in accrued compensable absences on the balance sheet. The following is a summary of changes in vacation leave payable:

	<u>2015</u>	<u>2014</u>
Balance, September 1	\$ 503,072	\$ 527,214
Additions	172,046	117,290
Payments	(58,201)	(141,432)
Balance, August 31	<u>\$ 616,917</u>	<u>\$ 503,072</u>
Current	\$ 172,737	\$ 140,860
Noncurrent	444,180	362,212
	<u>\$ 616,917</u>	<u>\$ 503,072</u>

Note 11 - Pending Lawsuits and Claims

On August 31, 2015, various lawsuits and claims involving the College were pending. While the ultimate liability with respect to litigation and other claims asserted against the College cannot be reasonably estimated at this time, this liability, to the extent not provided for by insurance or otherwise, is not likely to have a material effect on the College.

COLLEGE OF THE MAINLAND
NOTES TO THE BASIC FINANCIAL STATEMENTS (continued)

Note 12 - Operating Lease Commitments and Rental Agreements

Commitments under operating lease agreements for facilities and equipment are cancelable at any time. The College is therefore not obligated for minimum future rental payments at August 31, 2015. Rental expenditures were paid only from unrestricted current funds during 2015 and 2014 and were \$552,143 and \$583,879, respectively.

Note 13 - Contract and Grant Awards

Contract and grant awards are accounted for in accordance with the requirements of the AICPA Industry Audit Guide, *Audits of Colleges and Universities*. Funds received, but not expended during the reporting period, are deferred. Revenues are recognized on Exhibit 2 as funds are actually expended. For federal and state contract and grant awards, funds expended, but not collected, are reported as Accounts Receivable on Exhibit 1. Contract and grant awards that are not yet funded and for which the institution has not yet performed services are not included in the financial statements.

Note 14 - Self-Insured Plans

The College participates in the TASB Risk Management Fund's (the Fund's) Property Casualty Program with coverage in Auto Liability, Auto Physical Damage, General Liability, Property, Sexual Misconduct Endorsement, and SP Legal Liability. The Fund was created and is operated under the provisions of the Interlocal Cooperation Act, Chapter 791 of the Texas Government Code. All members participating in the Fund execute Interlocal Agreements that define the responsibilities of the parties.

The Fund purchases stop-loss coverage for protection against catastrophic and larger than anticipated claims for the Property Casualty Program. The terms and limits of the stop-loss program vary by line of coverage. The Fund uses the services of an independent actuary to determine the adequacy of reserves and fully funds those reserves. For the year ended August 31, 2015, the Fund anticipates the College has no additional liability beyond the contractual obligations for payment of contributions.

During the year ended August 31, 2015, the College provided unemployment compensation coverage to its employees through participation in the TASB Risk Management Fund (the Fund). The Fund was created and is operated under the provisions of the Interlocal Cooperation Act, Chapter 791 of the Texas Government Code. The Fund's Unemployment Compensation Program is authorized by Section 22.005 of the Texas Education Code and Chapter 172 of the Texas Local Government Code. All members participating in the Fund execute Interlocal Agreements that define the responsibilities of the parties.

The Fund meets its quarterly obligation to the Texas Workforce Commission. Expenses are accrued each month until the quarterly payment has been made. Expenses can be reasonably estimated; therefore, there is no need for specific or aggregate stop loss coverage for Unemployment Compensation pool members.

For the year ended August 31, 2015, the College participated with other governments to form a Workers Compensation Fund, a public entity risk pool currently operating as a common risk management and insurance program for the Texas Public Jr. and Community College Employee Benefits Consortium (the "Pool"). The agreement for formation of the Pool provides that the Pool will be self-sustaining through member premiums and will reinsure through commercial companies for claims in excess of \$200,000 for each insured event and \$5,000,000 in the aggregate.

COLLEGE OF THE MAINLAND
NOTES TO THE BASIC FINANCIAL STATEMENTS (continued)

Note 14 - Self-Insured Plans (continued)

The pooling agreement requires the Pool to be self-sustaining. The estimated range of losses to be borne by the College as of August 31, 2015 and 2014 amounted to \$179,376 and \$128,360, respectively.

The Texas Public Jr. and Community College Employee Benefits Consortium publishes its own financial report, which can be obtained from Claims Administrative Services, Inc.

Note 15 - Post Retirement Health Care and Life Insurance Benefits

In addition to providing pension benefits, the state provides certain health care and life insurance benefits for retired employees. Almost all of the employees may become eligible for those benefits if they reach normal retirement age while working for the state. Those and similar benefits for active employees are provided through an insurance company whose premiums are based on benefits paid during the previous year. The state recognizes the cost of providing these benefits by expending the annual insurance premiums. The state's contribution per full-time employee ranged from \$538 to \$1,052 per month depending upon coverage elected by the employee for the year ended August 31, 2015 and \$503 to \$984 per month for 2014, and totaled \$1,950,642 for the year ended August 31, 2015 (\$1,817,425 for the year ended August 31, 2014). The cost of providing those benefits for 213 retirees cost \$754,951 for August 31, 2015 (benefits for 213 retirees cost \$650,447 for August 31, 2014). The cost of providing those benefits for 316 active employees was \$1,195,691 for August 31, 2015 (benefits for 318 employees cost \$1,166,978 for August 31, 2014).

Note 16 - Related Parties

The College of the Mainland Foundation is a nonprofit organization with the sole purpose of providing scholarships for College of the Mainland students. The College does not appoint a voting majority; it confirms appointments made by the Foundation board of directors which is not substantive in nature. The College does not fund nor is it obligated to pay debt related to the Foundation. The College does not approve or amend the Foundation's budget. However, the College does have the ability to significantly influence the policies of the Foundation. The Foundation solicits donations to provide scholarships.

Note 17 - Property Tax

The College's ad valorem property tax is levied each October 1 on the assessed value listed as of the prior January 1 for all real and business personal property located in the District.

	<u>2015</u>	<u>2014</u>
Assessed Valuation of the District:	\$ 11,295,782,242	\$ 11,437,836,734
Less: Exemptions	<u>(2,223,348,645)</u>	<u>(2,148,307,503)</u>
Net Assessed Valuation of the District	<u>\$ 9,072,433,597</u>	<u>\$ 9,289,529,231</u>

	<u>2015</u>			<u>2014</u>		
	<u>Current Operations</u>	<u>Debt Service</u>	<u>Total</u>	<u>Current Operations</u>	<u>Debt Service</u>	<u>Total</u>
Authorized Tax Rate per \$100 Valuation	\$ 0.600000	\$ 0.000000	\$ 0.600000	\$ 0.600000	\$ 0.000000	\$ 0.600000
Assessed Tax Rate per \$100 Valuation	\$ 0.205085	\$ 0.000000	\$ 0.205085	\$ 0.221210	\$ 0.000000	\$ 0.221210

COLLEGE OF THE MAINLAND
NOTES TO THE BASIC FINANCIAL STATEMENTS (continued)

Note 17 - Property Tax (continued)

The maximum combined authorized tax rate approved by voters in the College district is \$0.60. No separate limit is imposed on the tax rate specifically for current operations or debt service. However, pursuant to Texas Education Code Section 130.122 *Junior College Districts - Tax Bonds and Maintenance Tax*, the debt service portion of the combined tax rate may not exceed \$0.50.

Taxes levied for the year ended August 31, 2015 and 2014 amounted to \$19,602,891 and \$19,855,274 respectively, including any penalty and interest assessed. Taxes are due on receipt of the tax bill and are delinquent if not paid before February 1 of the year following the year in which imposed.

Tax collections for the years ended August 31, 2015 and 2014 approximated 98.3% of the current year levy for 2015 and 98.2% for 2014. Allowances for uncollectible taxes are based upon historical experience in collecting property taxes. The use of tax proceeds is restricted for the use of maintenance and/or general obligation debt service.

Note 18 - Retirement Incentive Packages

During fiscal years 2011 and 2010, the district offered retirement incentive packages in the amount of \$873,187 and \$1,953,066, respectively. During fiscal year 2013, the College offered an incentive package in the amount of \$651,584. During fiscal year 2014, the College offered an incentive package in the amount of \$1,522,850. As of August 31, 2015, the combined liability for those retirement incentive packages is \$1,618,574 of which \$574,287 is considered current.

Retirement incentives payable were as follows as of August 31, 2015 and 2014.

	<u>2015</u>	<u>2014</u>
Balance, September 1	\$ 2,674,468	\$ 1,993,715
Additions	-	1,522,850
Payments	(1,055,894)	(842,097)
Balance, August 31	<u>\$ 1,618,574</u>	<u>\$ 2,674,468</u>

Retirement incentive payment requirements for the next five years are summarized below:

<u>Year Ending August 31,</u>	<u>Retirement Incentives</u>
2016	\$ 574,287
2017	419,105
2018	419,105
2019	206,077
	<u>\$ 1,618,574</u>

COLLEGE OF THE MAINLAND
NOTES TO THE BASIC FINANCIAL STATEMENTS (continued)

Note 19 - Income Taxes

The College is exempt from income taxes under Internal Revenue Code Section 115, Income of States, Municipalities, etc., although unrelated business income may be subject to income taxes under Internal Revenue Code Section 511 (a)(2)(B), Imposition of Tax on Unrelated Business Income of Charitable, Etc. Organizations. The College had no unrelated business income tax liability for the years ended August 31, 2015 and 2014.

Note 20 - Postemployment Benefits Other than Pensions

Plan Description. The College contributes to the State Retiree Health Plan (SRHP), a cost-sharing, multiple-employer, defined benefit postemployment healthcare plan administered by the Employees Retirement System of Texas (ERS). SRHP provides medical benefits to retired employees of participating universities, community colleges and state agencies in accordance with Chapter 1551, Texas Insurance Code. Benefit and contribution provisions of the SRHP are authorized by State law and may be amended by the Texas Legislature.

ERS issues a publicly available financial report that includes financial statements and required supplementary information for SRHP. That report may be obtained from ERS via their website at <http://www.ers.state.tx.us/>.

Funding Policy. Section 1551.055 of Chapter 1551, Texas Insurance Code provides that contribution requirements of the plan members and the participating employers are established and may be amended by the ERS board of trustees. Plan members or beneficiaries receiving benefits pay any premium over and above the employer contribution.

The employer's share of the cost of retiree healthcare coverage for the current year is known as the implicit rate subsidy. It is the difference between the claims costs for the retirees and the amounts contributed by the retirees. The ERS board of trustees sets the employer contribution rate based on the implicit rate subsidy which is actuarially determined in accordance with the parameters of GASB statement 45.

The employer contribution rate represents a level of funding that, if paid on an ongoing basis, is projected to cover normal costs each year and amortize any unfunded actuarial liabilities (or funding excess) of the plan over a period not to exceed 30 years.

The College's contributions to SRHP for the years ended August 31, 2015, 2014, and 2013 were \$864,552, \$100,553, and \$83,602, respectively, which equaled the required contributions each year.

COLLEGE OF THE MAINLAND
NOTES TO THE BASIC FINANCIAL STATEMENTS (continued)

Note 21 - Prior Period Adjustments

In the year of implementation of GASB Statement 68, as amended by GASB Statement 71, a restatement to beginning net position will be required for the recording of the beginning net pension liability and for the recording of deferred outflows of resources for contributions made after the measurement date of the beginning net pension liability and the beginning of the reporting entity’s fiscal year.

GASB 68 states that “if restatement of all prior period presented is not practical, the cumulative effect of applying this Statement, if any, should be reported as a restatement of beginning net position for the earliest period restated and the reason for not restating prior periods presented should be explained.” Since community colleges do not have all of the audited beginning balances for deferred inflows of resources and deferred outflows of resources related to pensions required to properly restate 2014 financial statements, the restatement will be made directly to the beginning net position in the 2015 financial statements as a cumulative effect of a change in accounting principle.

Beginning net position as of September 1, 2014, has been restated for the implementation of GASB Statement No. 68, *Accounting and Financial Reporting for Pensions*, as amended by GASB Statement No. 71, *Pension Transition for Contributions Made Subsequent to the Measurement Date* as shown below:

	<u>2015</u>	<u>2014</u>
Net position as originally presented	\$ 27,454,718	\$ 27,773,946
Prior period restatement:		
Net pension liability (measurement date as of August 31, 2013)	(7,303,339)	-
Deferred outflow - contributions made to TRS	<u>564,522</u>	<u>-</u>
Net position as restated	<u>\$ 20,715,901</u>	<u>\$ 27,773,946</u>

In addition, the College reclassified net position for renewals and replacements that was classified in prior year as restricted. Upon review of the balances, the College determined that these amounts were only board-designated and did not meet the criteria of restricted net position. As such, the fiscal year 2014 renewals and replacements amount of \$2,762,667 was reclassified to unrestricted. Total beginning net position, prior to the implementation of GASB No. 68 and No. 71, remains unchanged.

Note 22 - Subsequent Events

As of December 8, 2015, there are no subsequent events that would materially affect the financial statements.

COLLEGE OF THE MAINLAND
NOTES TO THE BASIC FINANCIAL STATEMENTS (continued)

Note 23 - Disclosures Related to Discretely Presented Component Unit

A. Basis of Presentation and Summary of Significant Accounting Policies

The College of the Mainland Foundation (the "Foundation") was established in 1972 as a separate 501(c)(3), tax-exempt organization to provide funding for student and College needs. The mission of the COM Foundation is to support and encourage educational excellence through the College of the Mainland. The Foundation seeks to heighten community awareness of the mission and accomplishments of the College and to facilitate the creation of a student-centered learning community dedicated to excellence in education.

The Foundation provides student scholarships to the College's students based on financial need or academic merit.

Basis of Accounting

The financial statements of the Foundation have been prepared on the accrual basis of accounting in accordance with accounting principles generally accepted in the United States of America.

Net Assets Presentation

The Foundation's resources are reported for accounting purposes in separate classes of net assets based on the existence or absence of donor-imposed restrictions. Accordingly, net assets of the Foundation and changes therein are classified and reported as follows:

- Unrestricted net assets - These are net assets that are not subject to donor-imposed stipulations.
- Temporarily restricted net assets - These are net assets that are subject to donor-imposed stipulations that may or will be met, either by actions of the Foundation, and/or the passage of time. When a restriction expires, temporarily restricted net assets are reclassified to unrestricted net assets and reported in the statement of activities as net assets released from restrictions.
- Permanently restricted net assets - These are net assets that are required to be maintained in perpetuity with only the income to be used for operating activities due to donor-imposed restrictions.

Fair Value Considerations

The Foundation uses fair value to measure financial assets and liabilities. Fair value is defined as the price that would be received to sell an asset or paid to transfer a liability in an orderly transaction between market participants. The fair value hierarchy established and prioritized fair value measurements into three levels based on the nature of the inputs. The hierarchy gives the highest priority to inputs based on market data from independent sources (observable inputs-Level 1) and the lowest priority to a reporting entity's internal assumptions based upon the best information available when external market data is limited or unavailable (unobservable inputs-Level 3).

The fair value option allows entities to choose, at specified election dates, to measure eligible financial assets and financial liabilities at fair value that are not otherwise required to be measured at fair value. If an organization elects the fair value option for an eligible item, changes in that item's fair value in subsequent reporting periods must be recognized in current earnings. The Foundation did not elect the fair value option for the measurement of any eligible assets or liabilities.

COLLEGE OF THE MAINLAND
NOTES TO THE BASIC FINANCIAL STATEMENTS (continued)

Note 23 - Disclosures Related to Discretely Presented Component Unit (continued)

A. Organization and Summary of Significant Accounting Policies (continued)

Cash and Cash Equivalents

Cash and cash equivalents consist of cash held in demand deposits and certificates of deposit. The carrying value of cash and cash equivalents approximates fair value because of the short maturities of those financial instruments. The Foundation considers all highly liquid investments available for current use with an initial maturity of three months or less at date of purchase to be cash equivalents.

At August 31, 2015 and 2014, cash and cash equivalents included \$177,855 and \$381,467, respectively, of permanently restricted contributions for endowment purposes.

Investments and Investment Return

Investments are recorded at fair value. Investment return includes interest, dividends, capital gain distributions and realized and unrealized gains and losses. Investment return is reported in the statements of activities and changes in net assets as a change in unrestricted net assets unless the use of the income is limited by donor imposed restrictions. Investment return whose use is restricted by the donor is reported as a change in temporarily restricted net assets until expended in accordance with donor imposed restrictions.

At August 31, 2015 and 2014, investments included \$2,379,138 and \$1,875,322, respectively, of restricted assets.

Contributions Receivable and Promises to Give

Contributions receivable are amounts recorded from unconditional promises to give by third parties. Unconditional promises to give are recorded at net realizable value if expected to be collected in one year. Amounts that are expected to be collected in future years are discounted to estimate the present value of future cash flows, if material. Conditional promises to give are recorded as refundable advances when received, and are recognized as revenue when the conditions have been met.

If contributions receivable become doubtful of collection, allowances are made to the extent the amounts are determined to be doubtful, and are charged to expense. If doubtful amounts are subsequently determined to be uncollectible, they are written off against allowances in the period determined. As of August 31, 2015 and 2014, allowance for doubtful accounts totaled \$140 and \$75,672, respectively.

In-Kind Services

Contributions received are recorded as unrestricted, temporarily restricted, or permanently restricted support depending on the existence and/or nature of any donor restrictions. Restricted net assets are reclassified to unrestricted net assets upon satisfaction of the time or purpose restrictions.

The Foundation recognizes donated services at their fair market value in the period received if the services received create or enhance nonfinancial assets or require specialized skills and are provided by individuals possessing those skills, and would typically need to be purchased if not provided by donation. The Foundation receives donated services from unpaid volunteers who assist with program services and fundraising. The value of the contributed time is not reflected in the accompanying financial statements because it does not require a specialized skill or create or enhance a nonfinancial asset.

The College performs various administrative functions on behalf of the Foundation. The value of these services is recorded as in-kind revenue in the statements of activities (see Note F).

COLLEGE OF THE MAINLAND
NOTES TO THE BASIC FINANCIAL STATEMENTS (continued)

Note 23 - Disclosures Related to Discretely Presented Component Unit (continued)

A. Organization and Summary of Significant Accounting Policies (continued)

Federal Income Taxes

The Foundation is a nonprofit organization that is exempt from income taxes under Section 501(c)(3) of the Internal Revenue Code .

The Foundation accounts for uncertain tax positions, when it is more likely than not, that such an asset or a liability will be realized. As of August 31, 2015, management believes there were no uncertain tax positions.

Use of Estimates

The Foundation uses estimates and assumptions in preparing these financial statements in accordance with accounting principles generally accepted in the United States of America. Those estimates and assumptions affect the reported amounts of assets and liabilities, the disclosure of contingent assets and liabilities, the reported revenues and expenses, and the allocation of expenses among various functions. Actual results could vary from the estimates that were used. Estimates that have the most impact on financial position and results of operations primarily relate to collectability of receivables and the fair value of investments. Management believes these estimates and assumptions provide a reasonable basis for the fair presentation of the financial statements.

Reclassifications

Certain accounts in the prior year financial statements have been reclassified for comparative purposes to conform with the presentation in the current year financial statements. The reclassification had no effect on changes in net assets.

B. Fair Value Measurements

Fair value is defined as the exchange price that would be received for an asset or paid to transfer a liability (an exit price) in the principal or most advantageous market for the asset or liability in an orderly transaction between market participants on the measurement date. The fair value three tier hierarchy requires an entity to maximize the use of observable inputs and minimize the use of unobservable inputs when measuring fair value. The three levels of inputs that may be used to measure fair value are as follows:

Level 1: Quoted market prices in active markets for identical assets or liabilities.

Level 2: Inputs other than Level I inputs that are either directly or indirectly observable such as quoted prices for similar assets or liabilities in active markets; quoted prices for identical or similar assets or liabilities in markets that are not active; inputs other than quoted prices that are observable; or other inputs not directly observable, but derived principally from, or corroborated by, observable market data.

Level 3: Unobservable inputs that are supported by little or no market activity.

COLLEGE OF THE MAINLAND
NOTES TO THE BASIC FINANCIAL STATEMENTS (continued)

Note 23 - Disclosures Related to Discretely Presented Component Unit (continued)

B. Fair Value Measurements (continued)

The Foundation utilizes the market approach to measure fair value for its financial assets and liabilities. The market approach uses prices and other relevant information generated by market transactions involving identical or comparable assets or liabilities. Investments in corporate stocks, money market funds, and government and corporate bonds that are currently traded in active markets are classified as Level 1.

The value of assets measured at fair value on a recurring basis is as follows:

	Quoted Prices in Active Markets for Identical Assets (Level 1)	Significant Other Observable Inputs (Level 2)	Significant Unobservable Inputs (Level 3)
August 31, 2015			
Multi-strategy equity fund	\$ 1,640,533	\$ -	\$ -
Multi-strategy bond fund	738,605	-	-
Total	<u>\$ 2,379,138</u>	<u>\$ -</u>	<u>\$ -</u>
August 31, 2014			
Fixed income funds	\$ 1,077,090	\$ -	\$ -
Real estate investment trust fund	43,247	-	-
Equity mutual funds	480,649	-	-
Corporate bonds	274,336	-	-
Total	<u>\$ 1,875,322</u>	<u>\$ -</u>	<u>\$ -</u>

The following summarizes the investment return in the statements of activities and changes in net assets:

	<u>2015</u>	<u>2014</u>
Dividends and interest income	\$ 69,686	\$ 62,789
Net realized and unrealized gain (loss)	<u>(167,757)</u>	<u>87,440</u>
Total investment income (loss)	<u>\$ (98,071)</u>	<u>\$ 150,229</u>

Investments are exposed to various risks such as interest rate, market and credit risks. Because of these risks, it is at least reasonably possible that changes in the fair values of investment securities will occur in the near term and such changes could materially affect the amounts reported in the statements of financial position and the statements of activities and changes in net assets.

The Foundation's remaining financial instruments (primarily cash and cash equivalents, receivables, and payables) are carried in the financial statements at amounts that reasonably approximate fair value.

COLLEGE OF THE MAINLAND
NOTES TO THE BASIC FINANCIAL STATEMENTS (continued)

Note 23 - Disclosures Related to Discretely Presented Component Unit (continued)

C. Contributions Receivable

Contributions are due to be collected as follows at August 31:

	<u>2015</u>	<u>2014</u>
Less than one year	\$ 12,707	\$ 64,522
One to five years	-	20,000
Total Contributions receivable	12,707	84,522
Less: Unamortized discount to net present value at 5.34%	-	(1,445)
Less: Allowance for doubtful amounts	(140)	(75,672)
	<u>\$ 12,567</u>	<u>\$ 7,405</u>

D. Temporary Restrictions on Net Assets

Temporarily restricted net assets include the following at August 31:

	<u>2015</u>	<u>2014</u>
Scholarships	\$ 505,928	\$ 543,494
Accumulated undistributed earnings on endowments	-	591,196
Total	<u>\$ 505,928</u>	<u>\$ 1,134,690</u>

E. Endowments

The Foundation has donor-restricted endowment funds which are maintained in accordance with explicit donor stipulations. The Foundation is subject to the Texas Uniform Prudent Management of Institutional Funds Act (TUPMIFA) which has been enacted by the state of Texas. The Board has interpreted TUPMIFA as requiring the preservation of the fair value of the original gift as of the gift date of the donor-restricted endowment funds absent explicit donor stipulations to the contrary. As a result of the interpretation, the Foundation classifies as permanently restricted net assets (a) the original value of gifts donated to the permanent endowment, (b) the original value of subsequent gifts to the permanent endowment, and (c) accumulation to the permanent endowment made in accordance with the direction of the applicable donor gift at the time the accumulation is added to the fund. The remaining portion of the donor-restricted endowment fund that is not classified as permanently restricted net assets is classified as temporarily restricted net assets until those amounts are appropriated for expenditure by the Foundation in a manner consistent with the standard of prudence prescribed by TUPMIFA.

In accordance with TUPMIFA, the Foundation considers the following factors in making determination to distribute accumulated donor-restricted endowment funds:

- 1) The duration and preservation of the fund
- 2) The purposes of the organization and the donor-restricted endowment fund
- 3) General economic conditions
- 4) The possible effect of inflation and deflation
- 5) The expected total return from income and the appreciation of investments
- 6) Other resources of the Foundation
- 7) The investment policies and objectives of the Foundation

COLLEGE OF THE MAINLAND
NOTES TO THE BASIC FINANCIAL STATEMENTS (continued)

Note 23 - Disclosures Related to Discretely Presented Component Unit (continued)

E. Endowments (continued)

The Foundation has adopted investment and spending policies. The assets are managed in a manner that attempts to provide a predictable stream of funding to programs supported by its endowment funds while also maintaining the purchasing power of those endowment assets over the long-term. Accordingly, the investment process seeks to achieve an after-cost total real rate of return, including investment as well as capital appreciation, which exceeds the annual distributions with acceptable levels of risk. Endowment assets are investment in a well-diversified asset mix, which includes equity and debt securities, that is intended to result in a consistent inflation-protected rate of return that has sufficient liquidity to make distributions as needed, while growing the funds if possible. There is not an established expectation of an average rate of return. Investment risk is measured in terms of total endowment funds; investment assets and allocation between asset classes and strategies are managed to not expose the fund to unacceptable levels of risk. At August 31, 2015 and 2014, the endowments funds were held and managed by Commonfund and Bank of America, N.A, respectfully. The objective is to maintain the purchasing power of the endowment assets as well as to provide additional real growth through new gifts and investment return.

The Foundation has adopted a practice of appropriating periodic distributions. A Board committee convenes to determine future scholarship payouts. During the meeting a calculation of the three year rolling average of the Foundation's endowment is formulated using a 4.5% rate of return.

The endowment funds consist of a multitude of named endowments. The principal balance of the permanently restricted endowments will remain in perpetuity and all earnings will be distributed as scholarships.

Changes in endowment net assets are as follows:

	Temporarily Restricted	Permanently Restricted	Total
Endowment net assets, August 31, 2013	\$ 559,860	\$ 1,240,170	\$ 1,800,030
Investment return:			
Investment income	31,336	-	31,336
Net Appreciation of investments	-	77,551	77,551
Endowment net assets, August 31, 2014	591,196	1,317,721	1,908,917
Contributions	-	41,263	41,263
Investment return:			
Investment income	47,363	-	47,363
Net change in value of investments	-	(133,991)	(133,991)
Transfer of scholarship funds	-	(122,071)	(122,071)
Undistributed earnings	77,964	-	77,964
Other changes	(716,523)	726,835	10,312
Endowment net assets, August 31, 2015	<u>\$ -</u>	<u>\$ 1,829,757</u>	<u>\$ 1,829,757</u>

COLLEGE OF THE MAINLAND

NOTES TO THE BASIC FINANCIAL STATEMENTS (continued)

Note 23 - Disclosures Related to Discretely Presented Component Unit (continued)

F. Related Party Transactions

The College provides office space to the Foundation at no cost. In addition, the Foundation's payroll expenses, all employee benefits, and certain supplies are paid for by the College. The Foundation does not reimburse the College for these costs. As such, in-kind revenue and expense are recorded in the statement of activities for these costs. For the years ended August 31, 2015 and 2014, in-kind revenue and expense totaled \$76,645 and \$70,329, respectively.

All student scholarship expenditures are disbursed to the College. These expenses totaled \$414,401 and \$112,994, for the years ended August 31, 2015 and 2014, respectively.

As discussed in Note A, the Foundation operates as a separate organization for the purpose of assisting in and contributing to the academic and physical growth and development of the College. Presently, two (2) Directors of the Foundation Board serve by virtue of their status as a Trustee of the College. In addition, the College President serves as a Director of the Foundation. These positions are non-voting.

G. Concentration of Credit Risk

The Foundation maintains its cash balances in one financial institution. At various times during the years, the Foundation may have bank deposits in excess of FDIC insurance limits. Management believes the credit risk is low due to the overall financial strength of the financial institution.

H. Subsequent Events

In preparing these financial statements, the Foundation has evaluated events and transactions for potential recognition or disclosure through December 8, 2015, the date on which the financial statements were available to be issued.

REQUIRED SUPPLEMENTARY INFORMATION
(RSI) SCHEDULES

COLLEGE OF THE MAINLAND
Schedules of Required Supplementary Information
SCHEDULE OF THE COLLEGE'S PROPORTIONATE SHARE OF THE NET PENSION LIABILITY
Teacher Retirement System of Texas

	<u>2014</u>
District's proportion of the net pension liability	0.0223%
College's proportionate share of the net pension liability	\$ 5,947,744
State's proportionate share of the net pension liability associated with the College	<u>4,705,933</u>
Total	<u>\$ 10,653,677</u>

District's covered-employee payroll (for Measurement Year)	\$ 14,570,113
--	---------------

District's proportionate share of the net pension liability as a percentage of it's covered-employee payroll	40.8%
--	-------

Plan fiduciary net position as a percentage of the total pension liability *	83.25%
--	--------

Plan's net pension liability as a percentage of covered-employee payroll *	72.89%
--	--------

The amounts presented for each Plan year which ends the preceding August 31 of the District's fiscal year.

Net pension liability is calculated using an new methodology and will be presented prospectively in accordance with GASB 68.

* Per TRS' CAFR

COLLEGE OF THE MAINLAND
Schedules of Required Supplementary Information
SCHEDULE OF DISTRICT CONTRIBUTIONS
Teachers Retirement System of Texas
Last 2 fiscal years

	<u>2015</u>	<u>2014</u>
Contractually required contributions	\$ 551,555	\$ 564,522
Contributions in relation to the contractual required contributions	<u>551,555</u>	<u>564,522</u>
contribution deficiency (excess)	<u>\$ -</u>	<u>\$ -</u>
District's covered employee payroll	\$ 14,576,449	\$ 14,570,113
Contributions as a percentage of covered employee payroll	3.78%	3.87%

COLLEGE OF THE MAINLAND
NOTES TO REQUIRED SUPPLEMENTARY INFORMATION - PENSIONS

A. Changes in Assumptions

Modifications to the actuarial methods and assumptions are based on a study of actual experience as adopted on April 8, 2011. The assumptions and methods used in the current valuation are the same except for the following modifications:

- Small reductions in the rates of retirements at most age and service combinations.
- Decrease in the post-retirement rates of mortality for both males and females.
- The salary increase assumption in the first year of employment was reduced.
- The method for determining the actuarial value of assets was modified to a method that sets the actuarial value of assets as the expected actuarial value of assets plus 20% of the difference between the actual market value of the assets and the expected actuarial value of assets.

Amounts reported for 2014 reflect the adoption of the new mortality assumption that the average life expectancy for members over 65 years of age will increase by roughly nine months over the next four years.

SUPPLEMENTAL SCHEDULES

COLLEGE OF THE MAINLAND
 SCHEDULE OF OPERATING REVENUES
 For the Year Ended August 31, 2015
 With Memorandum Totals for the Year Ended August 31, 2014

Schedule A

	Educational Activities			Auxiliary Enterprises	Total	
	Unrestricted	Restricted	Total		2015	2014
Tuition						
State funded credit courses:						
In-district resident tuition	\$ 2,444,212	\$ -	\$ 2,444,212	\$ -	\$ 2,444,212	\$ 2,879,119
Out-of-district resident tuition	1,810,636	-	1,810,636	-	1,810,636	1,813,307
Non-resident tuition	140,521	-	140,521	-	140,521	141,252
TPEG- credit (set aside)*	203,187	-	203,187	-	203,187	221,134
State funded continuing education	553,776	-	553,776	-	553,776	508,454
TPEG- noncredit (set aside)*	-	-	-	-	-	32,454
Non-state funded educational programs	186,417	176,530	362,947	-	362,947	369,577
Total tuition	5,338,749	176,530	5,515,279	-	5,515,279	5,965,297
Fees						
Campus fees	157,733	-	157,733	-	157,733	172,854
Facility fees	793,583	-	793,583	-	793,583	867,915
Laboratory fees	68,543	-	68,543	-	68,543	75,630
Processing fees	483,616	-	483,616	-	483,616	533,711
Student service fees	-	-	-	152,150	152,150	167,699
Other fees	784,428	-	784,428	-	784,428	746,429
Total fees	2,287,903	-	2,287,903	152,150	2,440,053	2,564,238
Scholarship allowances and discounts						
Remissions and exemptions - state	(96,657)	-	(96,657)	-	(96,657)	(107,944)
Remissions and exemptions - local	(1,049,557)	-	(1,049,557)	-	(1,049,557)	(991,277)
Title IV federal grants remissions	(2,426,939)	-	(2,426,939)	-	(2,426,939)	(2,885,126)
TPEG awards	(233,371)	-	(233,371)	-	(233,371)	(364,112)
Total scholarship allowances and discounts	(3,806,524)	-	(3,806,524)	-	(3,806,524)	(4,348,459)
Total net tuition and fees	3,820,128	176,530	3,996,658	152,150	4,148,808	4,181,076
Additional operating revenues						
Federal grants and contracts	79,029	1,142,746	1,221,775	13,007	1,234,782	1,363,243
State grants and contracts	19,640	1,228,763	1,248,403	-	1,248,403	687,980
Local grants and contracts	-	-	-	-	-	-
Private grants and contracts	-	1,433,594	1,433,594	-	1,433,594	1,255,578
Sales and services of educational activities	20,750	-	20,750	-	20,750	20,250
General operating revenues	148,754	-	148,754	-	148,754	139,578
Total additional operating revenues	268,173	3,805,103	4,073,276	13,007	4,086,283	3,466,629
Auxiliary Enterprises						
Bookstore	-	-	-	77,730	77,730	135,299
Other auxiliary	-	-	-	131,060	131,060	126,124
Total net auxiliary	-	-	-	208,790	208,790	261,423
Total operating revenues	\$ 4,088,301	\$ 3,981,633	\$ 8,069,934	\$ 373,947	\$ 8,443,881	\$ 7,909,128

*In accordance with Education Code 56.033, \$233,371 and \$364,112 of tuition was set aside for Texas Public Education Grants (TPEG) for the current and prior year, respectively.

COLLEGE OF THE MAINLAND
SCHEDULE OF OPERATING EXPENSES BY OBJECT

Schedule B

For the Year Ended August 31, 2015

With Memorandum Totals for the Year Ended August 31, 2014

	Operating Expenses				Total	
	Salaries and Wages	Benefits			2015	2014
		State	Local	Other expenses		
Unrestricted - Educational Activities						
Instruction	\$ 10,013,623	\$ -	\$ 1,785,108	\$ 852,447	\$ 12,651,178	\$ 13,900,233
Public service	471,197	-	102,848	90,557	664,602	775,155
Academic support	2,609,008	-	524,115	1,897,978	5,031,101	4,114,291
Student services	2,174,787	-	691,004	156,756	3,022,547	2,890,964
Institutional support	3,642,817	-	707,079	2,514,912	6,864,808	6,810,123
Operation and maintenance of plant	554,029	-	96,423	3,108,083	3,758,535	5,090,477
Scholarships and fellowships	-	-	7,563	-	7,563	-
Total Unrestricted Educational Activities	19,465,461	-	3,914,140	8,620,733	32,000,334	33,581,243
Restricted - Educational Activities						
Instruction	927,139	1,279,627	-	422,464	2,629,230	2,455,953
Public service	366,875	117,313	-	139,977	624,165	567,942
Academic support	189,869	400,881	-	28,432	619,182	598,944
Student services	326,908	71,704	-	328,557	727,169	956,929
Institutional support	-	463,741	-	-	463,741	415,624
Operation and maintenance of plant	-	44,545	-	66,574	111,119	57,416
Scholarships and fellowships	51,082	-	-	2,219,299	2,270,381	1,930,859
Total Restricted Educational Activities	1,861,873	2,377,811	-	3,205,303	7,444,987	6,983,667
Total Educational Activities	21,327,334	2,377,811	3,914,140	11,826,036	39,445,321	40,564,910
Auxiliary Enterprises	115,240	26,981	-	212,381	354,602	409,251
Depreciation Expense:						
Building and other real estate improvements	-	-	-	857,766	857,766	845,525
Equipment and furniture	-	-	-	386,091	386,091	452,008
Library books	-	-	-	48,734	48,734	48,846
Total Depreciation Expense	-	-	-	1,292,591	1,292,591	1,346,379
Total Operating Expenses	\$ 21,442,574	\$ 2,404,792	\$ 3,914,140	\$ 13,331,008	\$ 41,092,514	\$ 42,320,540
				(Exhibit 2)	(Exhibit 2)	

COLLEGE OF THE MAINLAND
SCHEDULE OF NON-OPERATING REVENUES AND EXPENSES
For the Year Ended August 31, 2015
With Memorandum Totals for the Year Ended August 31, 2014

Schedule C

	<u>Unrestricted</u>	<u>Restricted</u>	<u>Total</u>	<u>Auxiliary Enterprises</u>	<u>Total</u>	
					<u>2015</u>	<u>2014</u>
Non-operating revenues						
State appropriations:						
Academic appropriation	\$ 6,102,151	\$ -	\$ 6,102,151	\$ -	\$ 6,102,151	\$ 6,103,539
Workforce appropriation	-	-	-	-	-	-
Hold harmless	-	-	-	-	-	-
State group insurance	-	1,950,638	1,950,638	-	1,950,638	1,817,164
State retirement matching	-	436,437	436,437	-	436,437	477,497
Total state appropriations	<u>6,102,151</u>	<u>2,387,075</u>	<u>8,489,226</u>	<u>-</u>	<u>8,489,226</u>	<u>8,398,200</u>
Maintenance and ad valorem taxes	19,989,908	-	19,989,908	-	19,989,908	20,303,526
Federal revenue, non-operating	-	4,282,663	4,282,663	-	4,282,663	4,574,034
Investment income	9,644	-	9,644	96	9,740	6,866
Foreign trade zone fees	483,970	-	483,970	-	483,970	817,414
Total non-operating revenues	<u>20,483,522</u>	<u>4,282,663</u>	<u>24,766,185</u>	<u>96</u>	<u>24,766,281</u>	<u>25,701,840</u>
Non-operating expenses	-	-	-	-	-	-
Interest and fees on capital-related debt	-	-	-	-	-	7,856
Other non-operating expenses	-	4,241	4,241	-	4,241	-
Total non-operating expenses	<u>-</u>	<u>4,241</u>	<u>4,241</u>	<u>-</u>	<u>4,241</u>	<u>7,856</u>
Net non-operating revenues (expenses)	<u>\$ 26,585,673</u>	<u>\$ 6,665,497</u>	<u>\$ 33,251,170</u>	<u>\$ 96</u>	<u>\$ 33,251,266</u>	<u>\$ 34,092,184</u>
					(Exhibit 2)	(Exhibit 2)

COLLEGE OF THE MAINLAND
SCHEDULE OF NET POSITION BY SOURCE AND AVAILABILITY
For the Year Ended August 31, 2015

Schedule D

	Detail by Source			Available for Current		
	Unrestricted	Restricted	Net Investment in Capital Assets	Total	Yes	No
		Expendable				
Current						
Unrestricted	\$ 6,545,185	\$ -	\$ -	\$ 6,545,185	\$ 6,545,185	
Board Designated	-	-	-	-		
Grants and donor restrictions	-	2,253,340	-	2,253,340	2,253,340	
Auxiliary enterprises	-	-	-	-		
Loan funds	-	97,021	-	97,021		97,021
Plant:						
Renewals and replacements	-	-	-	-		12,422,988
Investment in plant	-	-	12,422,988	12,422,988		
Total Net Position, end of year	6,545,185	2,350,361	12,422,988	21,318,534	8,798,525	12,520,009
				(Exhibit 1)		
Total Net Position, beginning of the year	9,986,036	5,581,096	11,887,586	27,454,718	12,014,256	15,440,462
				(Exhibit 1)		
Prior period adjustments	(3,976,150)	(2,762,667)	-	(6,738,817)	2,762,667	(2,762,667)
Net increase (decrease) in net position	\$ 535,299	\$ (468,068)	\$ 535,402	\$ 602,633	\$ (5,978,398)	\$ (157,786)
				(Exhibit 2)		

(This page intentionally left blank.)

**OVERALL COMPLIANCE, INTERNAL CONTROLS
AND FEDERAL AND STATE AWARDS SECTION**

(This page intentionally left blank)

**REPORT ON INTERNAL CONTROL OVER FINANCIAL REPORTING
AND ON COMPLIANCE AND OTHER MATTERS BASED ON AN AUDIT
OF FINANCIAL STATEMENTS PERFORMED IN ACCORDANCE
WITH *GOVERNMENT AUDITING STANDARDS***

Independent Auditor's Report

To the Board of Trustees
College of the Mainland
Texas City, Texas

We have audited, in accordance with the auditing standards generally accepted in the United States of America and the standards applicable to financial audits contained in *Government Auditing Standards* issued by the Comptroller General of the United States, the business-type activities and discretely presented component unit of College of the Mainland (the "College"), which collectively comprise the College's basic financial statements as of and for the year ended August 31, 2015, and the related notes to the financial statements, and have issued our report thereon dated December 8, 2015. However, we did not audit the College of the Mainland Foundation in accordance with *Government Auditing Standards*.

Internal Control over Financial Reporting

In planning and performing our audit of the financial statements, we considered the College's internal control over financial reporting (internal control) to determine the audit procedures that are appropriate in the circumstances for the purpose of expressing our opinions on the financial statements, but not for the purpose of expressing an opinion on the effectiveness of the College's internal control. Accordingly, we do not express an opinion on the effectiveness of the College's internal control.

A *deficiency in internal control* exists when the design or operation of a control does not allow management or employees, in the normal course of performing their assigned functions, to prevent, or detect and correct, misstatements on a timely basis. A *material weakness* is a deficiency, or a combination of deficiencies, in internal control, such that there is a reasonable possibility that a material misstatement of the College's financial statements will not be prevented, or detected and corrected on a timely basis. A *significant deficiency* is a deficiency, or a combination of deficiencies, in internal control that is less severe than a material weakness, yet important enough to merit attention by those charged with governance.

Our consideration of internal control was for the limited purpose described in the first paragraph of this section and was not designed to identify all deficiencies in internal control that might be material weaknesses or, significant deficiencies and therefore, material weaknesses and or significant deficiencies may exist that were not identified. Given these limitations, during our audit we did not identify any deficiencies in internal control that we considered to be material weaknesses. However, material weaknesses may exist that have not been identified.

To the Board of Trustees
College of the Mainland

Compliance and Other Matters

As part of obtaining reasonable assurance about whether the College's financial statements are free from material misstatement, we performed tests of its compliance with certain provisions of laws, regulations, contracts, and grant agreements, noncompliance with which could have a direct and material effect on the determination of financial statement amounts. However, providing an opinion on compliance with those provisions was not an objective of our audit, and accordingly, we do not express such an opinion. The results of our tests disclosed no instances of noncompliance or other matters that are required to be reported under *Government Auditing Standards*.

Purpose of this Report

The purpose of this report is solely to describe the scope of our testing of internal control and compliance and the results of that testing, and not to provide an opinion on the effectiveness of the College's internal control or on compliance. This report is an integral part of an audit performed in accordance with *Government Auditing Standards* in considering the College's internal control and compliance. Accordingly, this communication is not suitable for any other purpose.

A handwritten signature in black ink that reads "Whitley Penn LLP". The signature is written in a cursive, professional style.

Texas City, Texas
December 8, 2015

**REPORT ON COMPLIANCE FOR EACH MAJOR PROGRAM AND ON INTERNAL
CONTROL OVER COMPLIANCE REQUIRED BY *OMB CIRCULAR A-133*
*AND STATE OF TEXAS SINGLE AUDIT CIRCULAR***

Independent Auditor's Report

To the Board of Trustees
College of the Mainland
Texas City, Texas

Report on Compliance for Each Major Federal and State Program

We have audited College of the Mainland's (the "College") compliance with the types of compliance requirements described in the *OMB Circular A-133 Compliance Supplement* and *State of Texas Single Audit Circular* that could have a direct and material effect on each of the College's major federal and state programs for the year ended August 31, 2015. The College's major federal and state programs are identified in the summary of auditor's results section of the accompanying schedule of findings and questioned costs.

Management's Responsibility

Management is responsible for compliance with the requirements of laws, regulations, contracts, and grants applicable to its federal and state programs.

Auditor's Responsibility

Our responsibility is to express an opinion on compliance for each of the College's major federal and state programs based on our audit of the types of compliance requirements referred to above. We conducted our audit of compliance in accordance with auditing standards generally accepted in the United States of America; the standards applicable to financial audits contained in *Government Auditing Standards*, issued by the Comptroller General of the United States; and *OMB Circular A-133, Audits of States, Local Governments, and Non-Profit Organizations* and the *State of Texas Single Audit Circular*. Those standards, *OMB Circular A-133*, and *State of Texas Single Audit Circular* require that we plan and perform the audit to obtain reasonable assurance about whether noncompliance with the types of compliance requirements referred to above that could have a direct and material effect on a major federal or state program occurred. An audit includes examining, on a test basis, evidence about the College's compliance with those requirements and performing such other procedures as we considered necessary in the circumstances.

We believe that our audit provides a reasonable basis for our opinion on compliance for each major federal and state program. However, our audit does not provide a legal determination of the College's compliance.

To the Board of Trustees
College of the Mainland

Opinion on Each Major Federal Program

In our opinion, the College complied, in all material respects, with the types of compliance requirements referred to above that could have a direct and material effect on each of its major federal and state programs for the year ended August 31, 2015.

Report on Internal Control over Compliance

Management of the College is responsible for establishing and maintaining effective internal control over compliance with the types of compliance requirements referred to above. In planning and performing our audit of compliance, we considered the College's internal control over compliance with the types of requirements that could have a direct and material effect on each major federal and state program to determine the auditing procedures that are appropriate in the circumstances for the purpose of expressing an opinion on compliance for each major federal and state program and to test and report on internal control over compliance in accordance with OMB Circular A-133 and State of Texas Single Audit Circular, but not for the purpose of expressing an opinion on the effectiveness of internal control over compliance. Accordingly, we do not express an opinion on the effectiveness of the College's internal control over compliance.

A deficiency in internal control over compliance exists when the design or operation of a control over compliance does not allow management or employees, in the normal course of performing their assigned functions, to prevent, or detect and correct, noncompliance with a type of compliance requirement of a federal or state program on a timely basis. *A material weakness in internal control over compliance* is a deficiency, or combination of deficiencies, in internal control over compliance, such that there is a reasonable possibility that material noncompliance with a type of compliance requirement of a federal or state program will not be prevented, or detected and corrected, on a timely basis. *A significant deficiency in internal control over compliance* is a deficiency, or a combination of deficiencies, in internal control over compliance with a type of compliance requirement of a federal or state program that is less severe than a material weakness in internal control over compliance, yet important enough to merit attention by those charged with governance.

Our consideration of internal control over compliance was for the limited purpose described in the first paragraph of this section and was not designed to identify all deficiencies in internal control over compliance that might be material weaknesses or significant deficiencies. We did not identify any deficiencies in internal control over compliance that we consider to be material weaknesses. However, material weaknesses may exist that have not been identified.

The purpose of this report on internal control over compliance is solely to describe the scope of our testing of internal control over compliance and the results of that testing based on the requirements of OMB Circular A-133 and State of Texas Single Audit Circular. Accordingly, this report is not suitable for any other purpose.



Texas City, Texas
December 8, 2015

COLLEGE OF THE MAINLAND
SCHEDULE OF FINDINGS AND QUESTIONED COSTS (continued)
For the Year Ended August 31, 2015

I. Summary of Auditors' Results

Financial Statements

Type of auditors' report issued:	Unmodified
Internal control over financial reporting:	
Material weakness(es) identified?	No
Significant deficiencies identified that are not considered to be material weaknesses?	None reported.
Noncompliance material to financial statements noted?	No

Federal Awards

Internal control over major programs:	
Material weakness(es) identified?	No
Significant deficiencies identified that are not considered to be material weaknesses?	None reported
Type of auditors' report issued on compliance with major programs:	Unmodified
Any audit findings disclosed that are required to be reported in accordance with section 510(a) 2-7 OMB Circular A-133?	None

Identification of major programs:

<u>Name of Federal Program or Cluster</u>	<u>CFDA Numbers</u>
---	---------------------

US Department of Education

Student Financial Assistance Programs Cluster:

Supplemental Education Opportunity Grant	84.007
Federal College Work-Study Program	84.033
Federal Pell Grant	84.063
Federal Direct Loan Program	84.268
Adult Education and Family Literacy	84.002
Adult Education English Literacy and Civics Ed	84.002
Adult Education Professional Development	84.002
Adult Education Corrections Institute	84.002
Adult Education TAMU TRAIN Professional Development	84.002

Name of State Program

Texas College Work Study	N/A
Adult Education – State	N/A
Adult Education – Accelerate TX /ABEIG	N/A
Jobs and Education for Texans Program – Equipment Grant	N/A

Dollar Threshold Considered Between Type A and B:

Federal	\$300,000
State	\$300,000
Auditee qualified as low risk auditee?	
Federal	Yes
State	Yes

COLLEGE OF THE MAINLAND
SCHEDULE OF FINDINGS AND QUESTIONED COSTS (continued)
For the Year Ended August 31, 2015

II. Financial Statement Findings

There were no current year findings.

III. Federal Award Findings and Questioned Costs

There were no current year findings.

IV. Status of Prior-Year Findings

Finding #2014-001: General Ledger Reconciliations and Year-End Close Procedures

Status: The College developed year-end close procedures to ensure that all critical areas are reconciled and adjusted for audit purposes. In addition, bank reconciliation procedures and instructions have been developed. This finding has been corrected as all bank reconciliations and other general ledger reconciliations were prepared on a timely basis.

V. Corrective Action Plan

Not applicable

COLLEGE OF THE MAINLAND
SCHEDULE OF EXPENDITURES OF FEDERAL AWARDS
For the Year Ended August 31, 2015

Schedule E
(1 of 2)

Federal Grantor / Pass-through Grantor / Program Title	Federal CFDA Number	Pass-Through Grantor's Number	Expenditures and Pass Through Disbursements
U.S. Department of Agriculture			
Pass-Through From:			
Texas Department of Agriculture <i>USDA Food Program</i>	10.558	02108	\$ 13,007
Total Department of Agriculture			<u>13,007</u>
U.S. Department of Labor			
Pass-Through From:			
Texas Workforce Commission <i>Electric Apprenticeship</i>	17.278	2814ATP000	17,938
San Jacinto Community College <i>H-1B Ready to Work</i>	17.268	DOL531713002	11,307
Total Department of Labor			<u>29,245</u>
U.S. Department of Education			
Direct Programs:			
Student Financial Aid Cluster:			
<i>Supplemental Educational Opportunity Grant</i>	84.007	P007A143984	100,000
<i>Federal College Work Study Program</i>	84.033	P033A143984	31,494
<i>Federal Pell Grant</i>	84.063	P063P142888	4,151,186
<i>Direct Loans</i>	84.268	P268K142888	1,325,505
TRIO Cluster:			
<i>TRIO - Student Support Services</i>	84.042A	P042A100067-13	245,740
<i>TRIO - Student Support Services - Upward Bound</i>	84.047A	P047A120113-13	249,255
Pass-Through From:			
Texas Workforce Commission:			
Houston-Galveston Area Council			
<i>Adult Education and Family Literacy</i>	84.002	AEL 211-14	360,684
<i>Adult Education English Literacy & Civics Ed.</i>	84.002	AEL 211-14	83,295
<i>Adult Education Professional Development</i>	84.002	AEL 211-14	25,359
<i>Adult Education Corrections Institute</i>	84.002	AEL 211-14	14,853
<i>Adult Education TAMU TRAIN Professional Development</i>	84.002	02-S140284	78,757
Texas Higher Education Coordinating Board:			
<i>Carl Perkins Vocational Education</i>	84.048	11554	126,573
Total Department of Education			<u>6,792,701</u>

COLLEGE OF THE MAINLAND
SCHEDULE OF EXPENDITURES OF FEDERAL AWARDS
For the Year Ended August 31, 2015

Schedule E
(2 of 2)

Federal Grantor / Pass-through Grantor / Program Title	Federal CFDA Number	Pass-Through Grantor's Number	Expenditures and Pass Through Disbursements
U.S. Department of Health and Human Services			
Pass-Through From:			
Texas Workforce Commission:			
Houston-Galveston Area Council			
<i>Adult Education Temporary Assistance</i>			
<i>for Needy Families</i>			
	93.558	AEL 211-14	\$ 7,997
Total Department of Health and Human Services			<u>7,997</u>
Total Expenditures of Federal Awards			<u>\$ 6,842,950</u>

* Clustered programs under OMB Circular A-133.

COLLEGE OF THE MAINLAND
NOTES TO SCHEDULE OF EXPENDITURES OF FEDERAL AWARDS

Note 1 - Federal Assistance Reconciliation

Note 1: Federal Assistance Reconciliation	
Federal Grants and Contracts revenue - Per Schedule A	\$ 1,234,782
Add: Non Operating Federal Revenue From Schedule C	<u>4,282,663</u>
Total Federal Revenues per Statement of Revenues, Expenses and Changes and Net Assets	5,517,445
Reconciling Item:	
Add: Direct Students Loans	<u>1,325,505</u>
Total Federal Revenues per Schedule of Expenditures of Federal Awards	<u><u>\$ 6,842,950</u></u>

Note 2 - Significant accounting policies used in preparing the schedule

The expenditures included in Schedule E are reported for the College’s fiscal year. Expenditure reports to funding agencies are prepared on the award period basis. The expenditures reported on Schedule E represent funds that have been expended by the College for the purposes of the award. The expenditures reported on Schedule E may not have been reimbursed by the funding agencies as of the end of the fiscal year. Separate accounts are maintained for the different awards to aid in the observance of limitations and restrictions imposed by the funding agencies. The College has followed all applicable guidelines issued by various entities in the preparation of the schedule.

Note 3 - Expenditures not subject to federal single audit

N/A

Note 4 - Student Loans Processed and Administrative Costs Recovered

N/A

Note 5 - Nonmonetary federal assistance received

N/A

Note 6 - Amounts passed through by the College

N/A

COLLEGE OF THE MAINLAND
SCHEDULE OF EXPENDITURES OF STATE AWARDS
For the Year Ended August 31, 2015

Schedule F

Grantor Agency / Program Title	Grantor / Project Number	Expenditures
Texas Comptroller of Public Accounts		
<i>Jobs and Education for Texans Program - Equipment Grant</i>	5464-18	\$ 294,055
Total Texas Comptroller of Public Accounts		<u>294,055</u>
Texas Higher Education Coordinating Board		
<i>Texas College Work Study</i>	N/A	19,588
<i>Toward Excellence, Access & Success (Texas) Grant</i>	N/A	17,980
<i>Texas Education Opportunity Grant</i>	N/A	176,445
<i>Nursing Shortage Reduction Program</i>	N/A	38,065
<i>Nursing Shortage Over 70</i>	N/A	182,635
<i>Nursing Innovation Grant</i>	N/A	126,027
<i>Accelerate TX Initiative - Adult Basic Education</i>		
<i>Innovative Grant (ABEIG)</i>	10787	102,924
<i>Coastal Communities Accelerate Texas (CCATX) Consortium</i>	14161	15,703
<i>College Access Loans</i>	N/A	7,600
<i>T-STEM Challenge</i>	N/A	17,500
Total Texas Higher Education Coordinating Board		<u>704,467</u>
Texas Workforce Commission		
<i>Electric Apprenticeship</i>	2814ATP000	26,856
<i>Texas Fast Start</i>	2814GRF001	115,285
<i>Adult Education</i>	AEL 211-14	107,740
Total Texas Workforce Commission		<u>249,881</u>
Total Expenditures of State Awards		<u>\$ 1,248,403</u>

COLLEGE OF THE MAINLAND
NOTES TO SCHEDULE OF EXPENDITURES OF STATE AWARDS

Note 1 -State Assistance Reconciliation

State Revenues - Per Schedule A	\$ 1,248,403
Add State Revenues not reported on Schedule A	<u>-</u>
Total State Revenues per Schedule of Expenditures of State Awards	<u>\$ 1,248,403</u>

(This page intentionally left blank.)