



## Cohort Achievement Measures

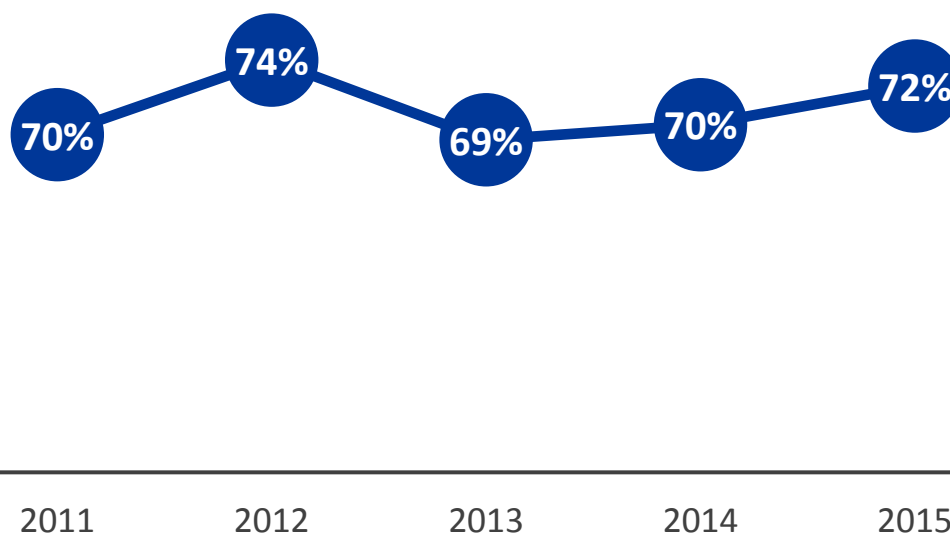
The Cohort Achievement Measures is a simplified way to think about and measure student success. Fall cohorts of entering students, both first-time in college and new transfers attending full-time or part-time, are tracked. If at the end of their third year, they have **completed a degree or certificate**, are **still enrolled and in good standing** (have a cumulative GPA of at least 2.0), or are **no longer enrolled but were in good standing when they left**, they are included in the success rate.

College of the Mainland's most recent success rate for the 2015 cohort is **72%**.

COM's success target is **70%**.

## Cohort Achievement Measures

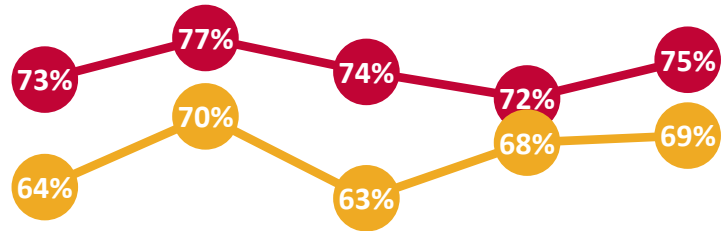
### Cohort Success Rates



### Detailed Breakdown

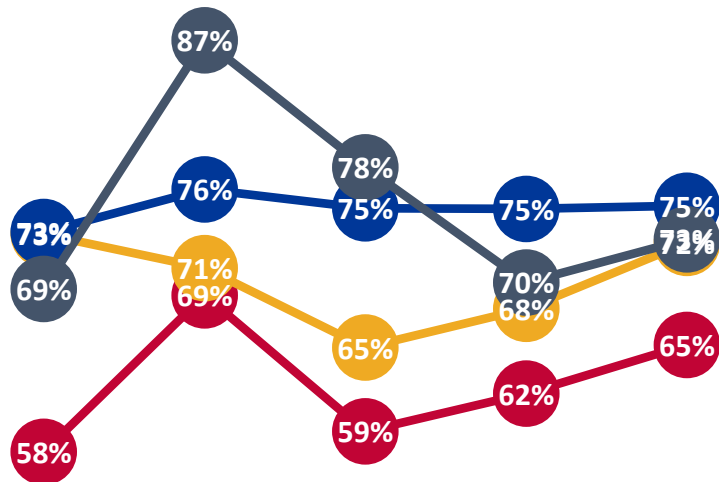
Status	2011		2012		Cohort 2013		2014		2015	
	N	%	N	%	N	%	N	%	N	%
Completed Associate	109	11%	118	13%	131	15%	113	17%	146	18%
Completed Certificate	36	4%	53	6%	61	7%	44	7%	52	7%
Still enrolled and in good standing	153	16%	180	20%	156	18%	108	16%	152	19%
No longer enrolled, but were in good standing when they left	362	38%	305	34%	267	30%	207	31%	226	28%
<i>Successful</i>	<i>660</i>	<i>70%</i>	<i>656</i>	<i>74%</i>	<i>615</i>	<i>69%</i>	<i>472</i>	<i>70%</i>	<i>576</i>	<i>72%</i>
Still enrolled but not in good standing	38	4%	41	5%	54	6%	36	5%	51	6%
No longer enrolled and not in good standing when they left	251	26%	191	22%	219	25%	165	25%	169	21%
<i>Unsuccessful</i>	<i>289</i>	<i>30%</i>	<i>232</i>	<i>26%</i>	<i>273</i>	<i>31%</i>	<i>201</i>	<i>30%</i>	<i>220</i>	<i>28%</i>
<i>Cohort Total</i>	<i>949</i>	<i>100%</i>	<i>888</i>	<i>100%</i>	<i>888</i>	<i>100%</i>	<i>673</i>	<i>100%</i>	<i>796</i>	<i>100%</i>

## Success Rates by Gender



	2011	2012	2013	2014	2015
Female	73%	77%	74%	72%	75%
Male	64%	70%	63%	68%	69%

## Success Rates by Race



	2011	2012	2013	2014	2015
Black or African-American	58%	69%	59%	62%	65%
Hispanic	73%	71%	65%	68%	72%
White	73%	76%	75%	75%	75%
Other	69%	87%	78%	70%	73%